

**RHODE ISLAND RESOURCE
RECOVERY CORPORATION**
(a Component Unit of the State of Rhode Island)

FINANCIAL STATEMENTS

JUNE 30, 2022 AND 2021

RHODE ISLAND RESOURCE RECOVERY CORPORATION
(a Component Unit of the State of Rhode Island)

Financial Statements
June 30, 2022 and 2021

C O N T E N T S

Independent Auditors' Report	1-3
Management's Discussion and Analysis (Unaudited)	4-16
Financial Statements:	
Statements of Net Position	17-18
Statements of Revenues, Expenses and Changes in Net Position	19
Statements of Cash Flows	20-21
Statements of Fiduciary Net Position	22
Statements of Changes in Fiduciary Net Position	23
Notes to the Financial Statements	24-59
Required Supplementary Information:	
Schedule of Changes in the Corporation's Total OPEB Liability and Related Ratios (Unaudited)	60
Notes to the Required Supplementary Information (Unaudited)	61
Independent Auditors' Report on Internal Control Over Financial Reporting and on Compliance and Other Matters Based on an Audit of Financial Statements Performed in Accordance with <i>Government Auditing Standards</i>	61-62



INDEPENDENT AUDITORS' REPORT

The Board of Commissioners
Rhode Island Resource Recovery Corporation
Johnston, Rhode Island

Report on the Audit of the Financial Statements

Opinions

We have audited the accompanying financial statements of the business-type activities and the fiduciary activities of the Rhode Island Resource Recovery Corporation (the "Corporation") (a Component Unit of the State of Rhode Island), as of and for the years ended June 30, 2022 and 2021, and the related notes to the financial statements, which collectively comprise the Corporation's basic financial statements as listed in the table of contents.

In our opinion, the financial statements referred to above present fairly, in all material respects, the respective financial position of the business-type activities, and the fiduciary activities of the Corporation, as of June 30, 2022 and 2021, and the respective changes in financial position and, where applicable, cash flows thereof for the years then ended in accordance with accounting principles generally accepted in the United States of America.

Basis for Opinions

We conducted our audits in accordance with auditing standards generally accepted in the United States of America and the standards applicable to financial audits contained in *Government Auditing Standards*, issued by the Comptroller General of the United States. Our responsibilities under those standards are further described in the Auditors' Responsibilities for the Audit of the Financial Statements section of our report. We are required to be independent of the Corporation, and to meet our other ethical responsibilities, in accordance with the relevant ethical requirements relating to our audits. We believe that the audit evidence we have obtained is sufficient and appropriate to provide a basis for our audit opinions.

Change in Accounting Principle

As discussed in Note 2 to the financial statements, the Board adopted new accounting guidance, *GASB Statement Number 87, Leases*. The adoption of this pronouncement required the Corporation to restate beginning net position. Our opinions are not modified with respect to this matter.

Responsibilities of Management for the Financial Statements

Management is responsible for the preparation and fair presentation of the financial statements in accordance with accounting principles generally accepted in the United States of America, and for the design, implementation, and maintenance of internal control relevant to the preparation and fair presentation of financial statements that are free from material misstatement, whether due to fraud or error.

In preparing the financial statements, management is required to evaluate whether there are conditions or events, considered in the aggregate, that raise substantial doubt about the Corporation's ability to continue as a going concern for twelve months beyond the financial statement date, including any currently known information that may raise substantial doubt shortly thereafter.

Auditors' Responsibilities for the Audit of the Financial Statements

Our objectives are to obtain reasonable assurance about whether the financial statements as a whole are free from material misstatement, whether due to fraud or error, and to issue an auditors' report that includes our opinions. Reasonable assurance is a high level of assurance but is not absolute assurance and therefore is not a guarantee that an audit conducted in accordance with generally accepted auditing standards in the United States of America and *Government Auditing Standards* will always detect a material misstatement when it exists. The risk of not detecting a material misstatement resulting from fraud is higher than for one resulting from error, as fraud may involve collusion, forgery, intentional omissions, misrepresentations, or the override of internal control. Misstatements are considered material if there is a substantial likelihood that, individually or in the aggregate, they would influence the judgment made by a reasonable user based on the financial statements.

In performing an audit in accordance with generally accepted auditing standards in the United States of America and *Government Auditing Standards*, we:

- Exercise professional judgment and maintain professional skepticism throughout the audit.
- Identify and assess the risks of material misstatement of the financial statements, whether due to fraud or error, and design and perform audit procedures responsive to those risks. Such procedures include examining, on a test basis, evidence regarding the amounts and disclosures in the financial statements.
- Obtain an understanding of internal control relevant to the audit in order to design audit procedures that are appropriate in the circumstances, but not for the purpose of expressing an opinion on the effectiveness of the Corporation's internal control. Accordingly, no such opinion is expressed.
- Evaluate the appropriateness of accounting policies used and the reasonableness of significant accounting estimates made by management, as well as evaluate the overall presentation of the financial statements.
- Conclude whether, in our judgment, there are conditions or events, considered in the aggregate, that raise substantial doubt about the Corporation's ability to continue as a going concern for a reasonable period of time.

We are required to communicate with those charged with governance regarding, among other matters, the planned scope and timing of the audit, significant audit findings, and certain internal control-related matters that we identified during the audit.

Required Supplementary Information

Accounting principles generally accepted in the United States of American require that management's discussion and analysis on pages 4-16, schedule of changes in the Corporation's total OPEB liability and related ratios on page 60 and notes to the required supplementary information on page 61 be presented to supplement the basic financial statements. Such information, although not a part of the basic financial statements, is required by the Governmental Accounting Standards Board, who considers it to be an essential part of financial reporting for placing the basic financial statements in an appropriate operational, economic, or historical context. We have applied certain limited procedures to the required supplementary information in accordance with auditing standards generally accepted in the United States of America, which consisted of inquires of management about the methods of preparing the information and comparing the information for consistency with management's responses to our inquires, the basic financial statements, and other knowledge we obtained during our audit of the basic financial statements. We do not express an opinion or provide any assurance on the information because the limited procedures do not provide us with sufficient evidence to express an opinion or provide any assurance.

Other Reporting Required by *Government Auditing Standards*

In accordance with *Government Auditing Standards*, we have also issued our report dated October 4, 2022, on our consideration of the Corporation's internal control over financial reporting and on our tests of its compliance with certain provisions of laws, regulations, contracts, and grant agreements and other matters. The purpose of that report is solely to describe the scope of our testing of internal control over financial reporting and compliance and the results of that testing, and not to provide an opinion on the effectiveness of the Corporation's internal control over financial reporting or on compliance. That report is an integral part of an audit performed in accordance with *Government Auditing Standards* in considering the Corporation's internal control over financial reporting and compliance.



**Certified Public Accountants
Braintree, Massachusetts**

October 4, 2022

RHODE ISLAND RESOURCE RECOVERY CORPORATION

(a Component Unit of the State of Rhode Island)

Management's Discussion and Analysis

June 30, 2022 and 2021

As management of the Rhode Island Resource Recovery Corporation (the "Corporation" or "RIRRC"), a component unit of the State of Rhode Island (the State), we offer readers of the Corporation's Financial Statements this narrative overview and analysis of the financial activities of Rhode Island Resource Recovery Corporation for the years ended June 30, 2022 and 2021. Rhode Island Resource Recovery Corporation's Financial Statements, accompanying notes, and supplementary information should be read in conjunction with the following discussion.

Introduction

The Corporation is a quasi-public corporation, an instrumentality established in 1974 by an Act of the Rhode Island Legislature. The Corporation was created to provide and coordinate solid waste and recycling services to municipalities and businesses within Rhode Island. It is intended that the Corporation will receive sufficient revenue through solid waste tipping fees and the sale of recyclable products to be self-sufficient. The Corporation has the power to issue negotiable notes and bonds to achieve its corporate purpose, subject to the provisions of Rhode Island General Law 35-18.

The Corporation is a component unit of the State of Rhode Island (the "State") for financial reporting purposes and as such, the annual audited Financial Statements of the Corporation are included in the State's Annual Financial Report.

The powers of the Corporation are vested in a Board of Commissioners (the "Board"). As of September 2022, the Board consists of nine members, one vacant, eight of which are public members appointed by the Governor with at least three being residents of the Town of Johnston (the "Town"), and the Director of Administration who serves as an ex-officio member. In making these appointments, the Governor gives due consideration to recommendations from the Mayor of the Town of Johnston, the League of Cities and Towns, representatives of commercial waste haulers and environmental advocacy organizations experienced in the field of recycling. Each commissioner serves until his or her successor is appointed by the Governor and confirmed by the Senate of the State.

Overview of the Financial Statements

The discussion and analysis is intended to serve as an introduction to the Corporation's basic Financial Statements, which consist of the Financial Statements and Notes to Financial Statements. This report also contains other supplementary information in addition to the basic Financial Statements. The Financial Statements report information about the Corporation based upon an accrual accounting method similar to those used by private sector companies. The Financial Statements include a Statement of Net Position; Statement of Revenues, Expenses, and Changes in Net Position; Statement of Cash Flows; and Notes to Financial Statements. These statements are prepared in conformity with accounting principles accepted in the United States of America (GAAP) and also reported under the standards issued under Governmental Accounting Standards Board (GASB).

RHODE ISLAND RESOURCE RECOVERY CORPORATION

(a Component Unit of the State of Rhode Island)

Management's Discussion and Analysis - Continued

June 30, 2022 and 2021

The Statement of Net Position presents the financial position of the Corporation on the accrual basis of accounting. Over time, increases or decreases in net position may serve as a useful indicator of whether the financial position of the Corporation is improving or deteriorating. All the current year's revenues and expenses are accounted for in the Statement of Revenues, Expenses, and Changes in Net Position. This statement measures the success of the Corporation's operations over the past year and can be used to determine whether the Corporation has successfully recovered all its costs through its tipping fees and other charges.

The last required Financial Statement is the Statement of Cash Flows. The purpose of this statement is to provide information about the changes in cash and cash equivalents, resulting from operating, capital and related financing, non-capital financing, and investing activities. This statement presents cash receipts and cash disbursement information, without consideration of the earnings event, when an obligation arises, or depreciation of assets.

The Notes to Financial Statements provide additional information that is essential for a full understanding of the data provided in the statements. The Notes to Financial Statements can be found on pages 24-58 of this report.

Financial Highlights

The following are the key financial highlights for the year-ended June 30, 2022:

- The Corporation's FY2022 overall change in net position was an increase of \$6.0M. The Corporation ended the year with a net position of \$157M of which \$56.4M. is unrestricted.
- Operating Revenues increased by \$11.5M to \$71.8M in FY2022 from \$60.3M in FY2021.
- Operating Expenses increased from \$55.4M in FY2021 to \$57.7M in FY2022.
- Non-operating revenues / (expenses) changed by (\$11.2M) to (\$8.1M).

RHODE ISLAND RESOURCE RECOVERY CORPORATION

(a Component Unit of the State of Rhode Island)

Management's Discussion and Analysis - Continued

June 30, 2022 and 2021

Condensed Comparative Financial Information (in thousands)

The following table summarizes the changes in certain balances in the Statements of Net Position and the statements of revenues, expenses and changes in net position as of and for the years ended June 30, 2022, 2021 and 2020.

RHODE ISLAND RESOURCE RECOVERY CORPORATION
(A COMPONENT UNIT OF THE STATE OF RHODE ISLAND)
MANAGEMENT'S DISCUSSION AND ANALYSIS
JUNE 30, 2022 AND 2021

	2022	(Restated) 2021	(Restated) 2020	FY22 vs FY21 Increase (Decrease)	FY21 vs FY20 Increase (Decrease)
Net position:					
Current assets	\$ 72,887	\$ 74,063	\$ 71,923	\$ (1,176)	\$ 2,140
Capital assets, net	103,988	90,545	81,655	13,443	8,890
Other noncurrent assets	126,846	132,195	128,537	(5,349)	3,658
Total assets	303,721	296,803	282,115	6,918	14,688
Deferred outflows of resources	65	72	78	(7)	(6)
Current liabilities	13,551	14,473	11,439	(922)	3,034
Long-term liabilities	131,803	130,042	126,342	1,761	3,700
Total liabilities	145,354	144,515	137,781	839	6,734
Deferred inflows of resources	1,461	1,390	1,463	71	(73)
Net position	\$ 156,971	\$ 150,970	\$ 142,949	\$ 6,001	\$ 8,021
Components of net position:					
Net investments in Capital Assets	\$ 100,601	\$ 83,816	\$ 71,074	\$ 16,785	\$ 12,742
Restricted	0	3,371	8,051	(3,371)	(4,680)
Unrestricted	56,370	63,783	63,824	(7,413)	(41)
Total Components of Net position	\$ 156,971	\$ 150,970	\$ 142,949	\$ 6,001	\$ 8,021
Changes in net position:					
Operating revenues	\$ 71,810	\$ 60,363	\$ 68,777	\$ 11,447	\$ (8,414)
Operating expenses	57,681	55,402	55,549	2,279	(147)
Operating income	14,129	4,961	13,228	9,168	(8,267)
Non-operating (revenues) expenses, net	8,128	(3,059)	(6,210)	(11,187)	3,151
Change in net position	\$ 6,001	\$ 8,020	\$ 19,438	\$ (2,019)	\$ (11,418)

RHODE ISLAND RESOURCE RECOVERY CORPORATION

(a Component Unit of the State of Rhode Island)

Management's Discussion and Analysis - Continued

June 30, 2022 and 2021

Financial Analysis

Assets, Liabilities and Net Position – FY2022

Assets increased \$7.0M to \$303.8M in FY2022

- *Assets held in trust* decreased by \$3.9M to \$123.6M. The decrease was due to net investment losses due to rising interest rates of \$8.1M and quarterly closure funding based on tons received totaling \$4.4M, offset by fees of \$0.2M. The closure cost rate is calculated yearly based on assumptions in the closure/post closure liability calculation – the FY22 rate per ton was \$6.23
- *Construction in progress* increased overall by \$16.3M to \$38.3M in FY22. There were several capital projects underway contributing to this increase, primarily the new Entrance Way - \$2.3M, the Transfer Building - \$2.4M, the Maintenance Garage - \$12.0M, and LPTF WW Storage Tank – \$2.4M, along with several completed projects now capitalized reducing the amount, with the majority being Phase VI (Area 3-1C) cell construction - \$2.5M.
- *Current Assets* decreased by \$1.2M to \$72.9M. Cash decreased by \$2.6M along with Prepaid expenses by \$.1M. Accounts Receivable increased by \$1.0M along with inventory by \$.5M.
- *Depreciable Capital Assets net* decreased by \$4.2M to \$55.0M. An increase in assets as a result of several large assets, i.e. the administration building of \$4.4M, sewer bypass of \$1.5M and grinder \$1M being offset by a decrease caused by routine depreciation and depletion. Refer to Note 5 - Capital Assets for additional detail.

Liabilities increased \$.8M to \$145.3M in FY2022.

- *Accounts Payable* decreased by \$1.0M to \$7.8M due to lower accruals related to the various capital projects referenced above in Construction in process.
- *Bonds and Notes Payable* decreased \$4.6M to \$6.2M consistent with the installment schedule.
- *Short-term & Long-term portion of closure, post-closure and remediation* increased by \$6.7M to \$130.8M. Refer to Note 10 – Commitments for additional detail.

The net position totaled \$157M as of June 30, 2022, compared to \$150.9M as of June 30, 2021, an increase of \$6.0M.

RHODE ISLAND RESOURCE RECOVERY CORPORATION

(a Component Unit of the State of Rhode Island)

Management's Discussion and Analysis - Continued

June 30, 2022 and 2021

Assets, Liabilities and Net Position – FY2021

Assets increased \$14.7M to \$296.9M in FY2021

- *Assets held in trust* increased by \$6.3M to \$127.5M. The increase was due to Investment Earnings of \$2.9M and quarterly closure funding based on tons received totaling \$3.6M, offset by fees of \$0.2M. The closure cost rate is calculated yearly based on assumptions in the closure/post closure liability calculation – the FY21 rate per ton was \$5.06.
- *Construction in progress* increased by \$20.0M to \$22.0M in FY21. There were several capital projects underway contributing to this variance, primarily the new Entrance Way - \$6.5M, the Transfer Building - \$4.6M, the Maintenance Garage - \$4.1M, Phase VI (Area 3-1C) cell construction) - \$2.5M, and LPTF WW Storage Tank - \$2.1M.
- *Current Assets* increased by \$2.1M to \$74.0M. Cash increased by \$1.5M, Accounts Receivable increased by \$0.5M, and Prepaid Expenses by \$0.1M.
- *Depreciable Capital Assets net* decreased by \$11.2M to \$59.2M. The decrease was due to routine depreciation and depletion, offset by retirement and sale of equipment. Refer to Note 4 - Capital Assets for additional detail.

Liabilities increased \$6.7M to \$145.9M in FY2021.

- *Accounts Payable* increased by \$2.8M to \$8.8M due to additional accruals related to the various capital projects referenced above in Construction in process.
- *Bonds and Notes Payable* decreased \$4.5M to \$10.8M consistent with the installment schedule.
- *Short-term & Long-term portion of closure, post-closure and remediation* increased by \$8.4M to \$124.1M. Refer to Note 10 – Commitments for additional detail.

The net position totaled \$150.9M compared to \$142.9M as of June 30, 2021, an increase of \$8M in FY2021.

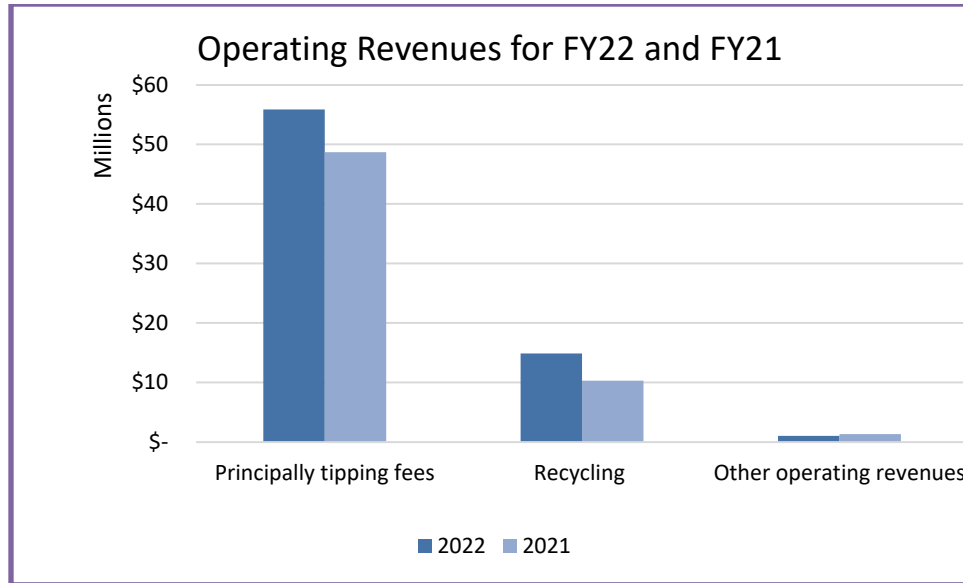
RHODE ISLAND RESOURCE RECOVERY CORPORATION

(a Component Unit of the State of Rhode Island)

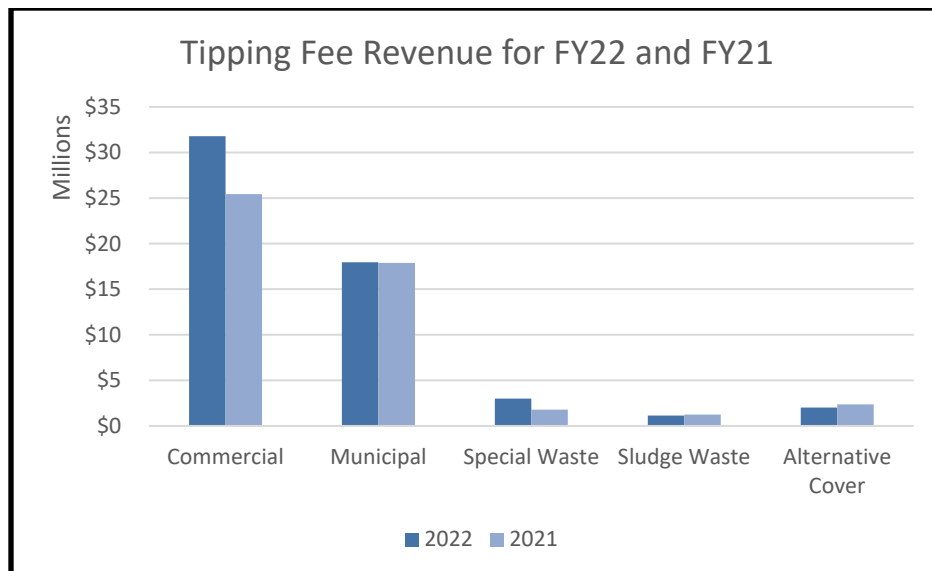
Management’s Discussion and Analysis - Continued

June 30, 2022 and 2021

Operating Revenues



The \$11.4M increase in Operating Revenue in FY2022 resulted from a \$7.1M increase in Tipping Fee Revenue (Solid Waste), along with a \$4.6M increase in Recycling Revenues and offset by a slight \$0.3M decrease in Other Operating Revenue.



RHODE ISLAND RESOURCE RECOVERY CORPORATION

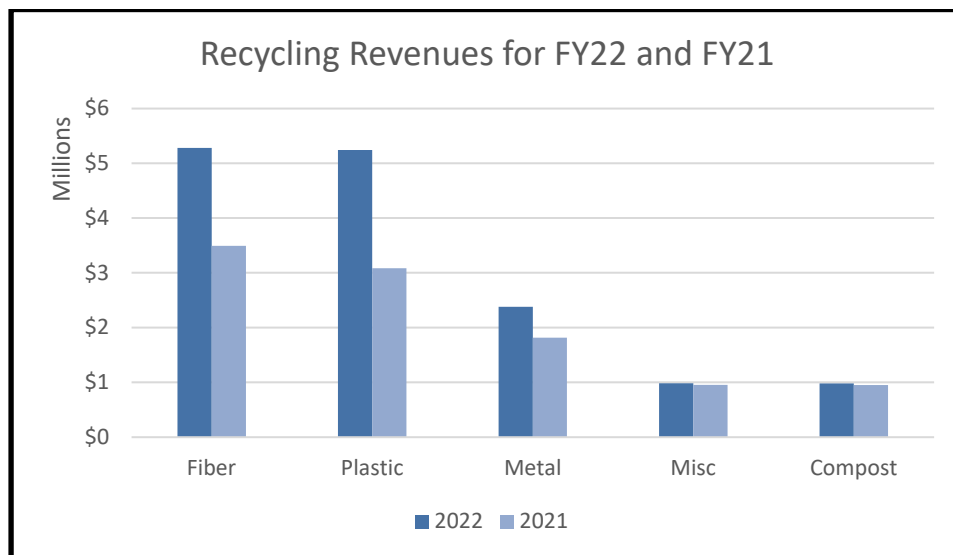
(a Component Unit of the State of Rhode Island)

Management’s Discussion and Analysis - Continued

June 30, 2022 and 2021

Tipping fee revenue - increased \$7.2M to \$55.9M in FY2022, overall, the solid waste tons increased by 73K to 743K.

- *Commercial* – tonnage increased by 76K tons to 341K tons for FY2022. Construction and demolition waste was higher, contributing to 57K tons of the overall increase. As a result of the increase tonnage, revenue increased \$6.4.M to \$31.8M.
- *Municipal* - tonnage increased by 6K tons to 367K in FY2022; revenue increased by \$.1M to \$18M.
- *Special/Sludge* – tonnage decreased by approximately 9K tons to 36K tons from FY2021. However, revenue increased by \$1.1M to \$4.1M in FY2022 as the pricing for the 37K tons of solid waste soil received was increased from \$60 to \$115.
- *Alternate Cover* - revenue decreased slightly by \$.4M to \$2.0M. Total tons received were 62K.



- *Recycling revenues* increased substantially, by \$4.6 to \$14.9M. Fiber increased by \$1.8M to \$5.3M, plastics increased by \$2.2M to \$5.2M, metals increased by \$0.6M to \$2.4 and miscellaneous/compost each were relatively flat, combining for an additional \$2.0M of revenue in FY2022. Prices for commodities bounced back in in both FY2021 and FY2022 with strong pricing in both fiber and plastics
 - The increase in commodity pricing has returned the recycling facility to profitability for the first time since FY2015 or 7 fiscal years. Total profit generated for FY2022 was \$85K. The

RHODE ISLAND RESOURCE RECOVERY CORPORATION

(a Component Unit of the State of Rhode Island)

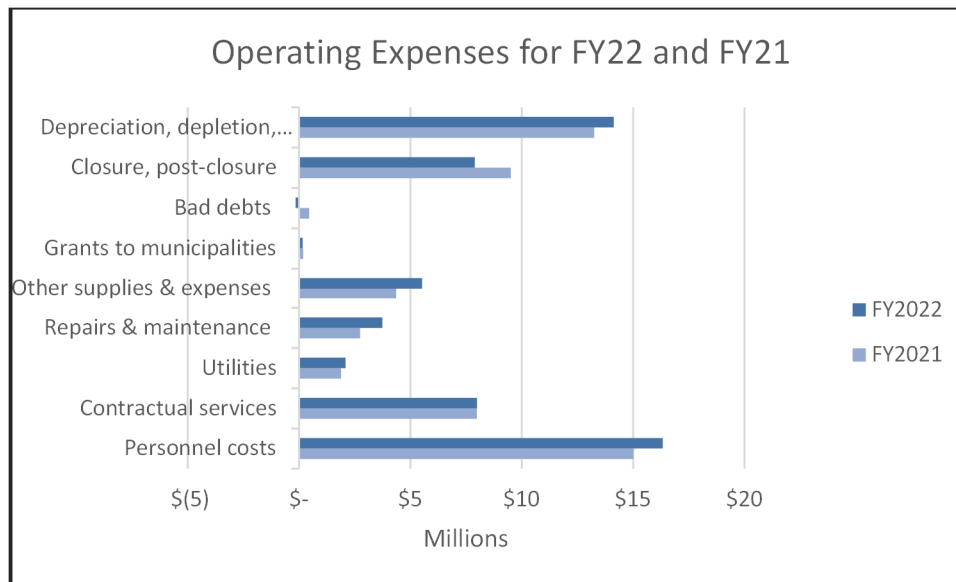
Management’s Discussion and Analysis - Continued

June 30, 2022 and 2021

Corporation will distribute 50% of the profits back to cities and towns as part of our municipal recycling profit sharing program.

- *Other Income* decreased by \$0.3M to \$1M.

Operating Expenses



Operating Expenses increased by \$2.3M for FY2022 to \$57.7M versus \$55.4M for FY2021.

- *Personnel costs* increased by \$1.3M to \$16.3M. Annual increases of approximately 3% and staffing levels vacancies were filled that had been left vacant during the Covid 19 pandemic accounted for this increase.
- *Contractual services* were flat, remaining at \$8M.
- *Utilities* increase by \$.2M to \$2.1M. This increase was due to increase wastewater charges.
- *Repairs and maintenance* increase by \$1M to \$3.7M in FY2022. Approximately \$.3M were to increase costs for parts and tires for general operations. Another \$.7M were for repairs to the MRF building due to fire damage not covered by insurance.

RHODE ISLAND RESOURCE RECOVERY CORPORATION

(a Component Unit of the State of Rhode Island)

Management's Discussion and Analysis - Continued

June 30, 2022 and 2021

- *Other supplies and expenses* increased by \$1.1M to \$5.5M for FY2022. Aggregate materials (alternate cover) at \$.5M and diesel at \$.5M accounted for \$1.0M of the increase. Bailing wire also saw large increases. This category includes other items such as machinery rental, computer supplies, bank charges and health & safety equipment to name a few.
- *Grants and profit share* to the municipalities remained flat at \$.2M.
- *Bad debt* decreased by \$.5M as a result of recovery of funds from a customer that had previously been written off flat at \$.4M.
- *Provision for landfill closure and post-closure* charged to expense decreased by \$1.6M to \$7.9M. FY2021 saw a large increase in liability as a result of increased leachate treatment costs as a result of an increase of gallon to be treated. This liability gets reviewed and recalculated every year and adjusted to the updated estimate.
- *Depreciation, depletion and amortization* increased by \$.9M to \$14.1M, which is primarily the result of the increase in the Depletion account directly related to the increase in landfilled tons year over year.

Capital Planning

Capital planning is more critical than ever to ensure our goal of self-sustainability for the post-closure phase of the Central Landfill. RIRRC must closely monitor our cash position, fee structure and future cash flow needs, so that we are able to fund approximately \$99.7M in projected capital needs over the next 6 years. It's an essential balance to strike, as options are limited to raise capital outside operations as borrowing payment schedules will fall outside of our Landfill Life operating timeframe.

Funding of \$99.7M includes:

- \$30.9M in landfill construction, specifically related to PH VI
- \$31.3M for closure and capping
- \$28.5M for machinery, equipment, and vehicles
- \$1.0M sewer and other infrastructure
- \$7.9M for buildings and improvements
- \$0.1M Roads and fences

RHODE ISLAND RESOURCE RECOVERY CORPORATION
(a Component Unit of the State of Rhode Island)

Management's Discussion and Analysis - Continued

June 30, 2022 and 2021

Long-Term Planning

Resource Recovery continues to work toward extending the life of the Central Landfill and advancing the decision-making process as to what the State will do with its waste once the landfill has reached capacity. Central to this work in FY 22 was the completion of the Corporation's efforts to estimate the collection cost and greenhouse gas emission impacts of the diversion and disposal options identified in its 2018 Alternatives Study. Ten different collection scenarios were modeled through this effort. The first assessed the current model as a means of establishing a statewide baseline for further comparison with the remaining scenarios. The next eight examined four different options for separately collecting food wastes at two different diversion levels. Alternatively, the final scenario estimated collection cost and greenhouse gas emission reductions that might be realized if the State were to move to a true single stream collection model supported by a mixed waste processing facility. The findings of the study indicate that mandatory statewide separation and collection of food wastes is likely cost prohibitive given the expected diversion rates and that moving to a true single stream collection system could have meaningful benefits provided a functional means for sorting the waste is available once delivered.

RHODE ISLAND RESOURCE RECOVERY CORPORATION

(a Component Unit of the State of Rhode Island)

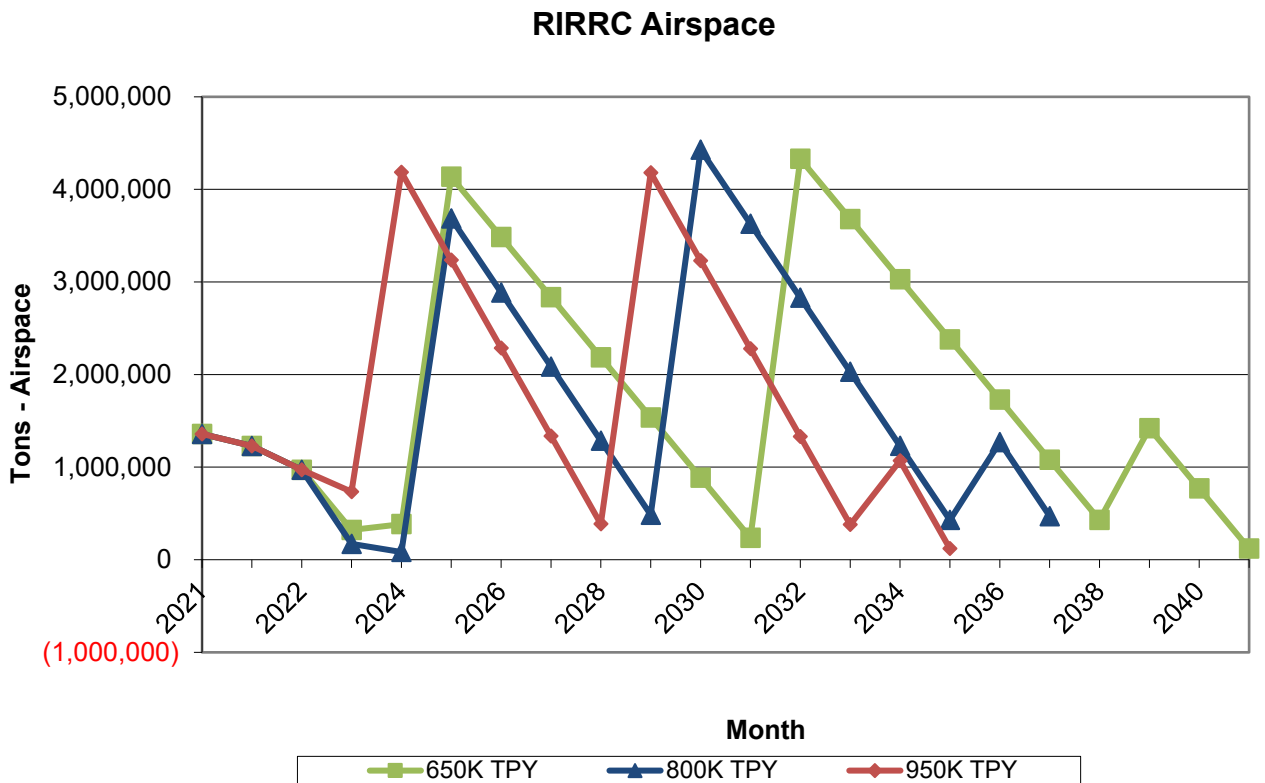
Management’s Discussion and Analysis - Continued

June 30, 2022 and 2021

Landfill Service Life

RIRRC has made great strides over the past three years in using its pricing strategy to minimize landfilled volumes to those called for in Solid Waste 2038 Master Plan. Maintaining these reductions going forward will come with some challenges but doing so presents the opportunity for meaningful gains in landfill service life. Since 2015, inbound disposal volumes have been running 200K to 300K tons per year greater than was called for in the plan, until last year. With the previous inbound rates, the landfill’s estimated date to reach capacity was 2033/2034. With the current reduced inbound rates and gains in landfill density, it is now estimated to reach capacity after 2040/41, adding 6-7 years of landfill life.

The graph below illustrates the gains in service life that can be realized if these reduced volumes are maintained over time. For example, the dark blue line shows airspace runout at 950K tons per year, the light blue at 800K (pre-COVID loading) and the green line depicts what can be achieved if current volumes can be sustained.



RHODE ISLAND RESOURCE RECOVERY CORPORATION

(a Component Unit of the State of Rhode Island)

Management's Discussion and Analysis - Continued

June 30, 2022 and 2021

Economic Factors

The Corporation's goal is to remain economically self-sufficient while continuing to generate cash reserves to finance approximately \$25.3M of major capital investments in FY2023.

- In October 2020, the municipal tip fee was recalculated in accordance with the State's Administrative Procedures Act (APA) which established a Municipal Solid Waste Disposal Fee Pricing Structure and Procedure. This recalculation resulted in a price increase of \$7.00 per ton for both FY22 and FY23. In December 2020 the Board of Commissioners chose to delay this increase by one full year given RIRRC's strong cash position and the pandemic related economic concerns raised by Rhode Island's cities and towns. The increase of \$7.00 raised the municipal tip fee to \$54.00 went into effect 7/1/2022. The municipal tip fee is scheduled to be recalculated in October 2022.
- RIRRC was scheduled to complete the phase out of the volume discount pricing it offers on its commercial solid waste 300-ton minimum contracts on July 1, 2021. However, as market conditions remain in flux because of the pandemic, the previously approved \$15 per ton increase has been postponed until a greater level of stability returns to the market and the ramifications of doing so can be more accurately forecasted. As of July 1, 2022, the volume discount along with early payment discounts have been eliminated. Commercial solid waste is now billed at \$115.
- FY23 commodity revenues for outbound recycling products are based on market pricing. The revenues for fiber and plastics rebounded strongly in the wake of the pandemic for FY22. However, these commodities have decrease lately and are currently more in line historical pricing.
- Beginning in FY18, RIRRC began utilizing a capital reserve account to assist in funding the future construction of a new MRF or Mixed Waste Processing Facility (MWPF). Given other pending capital outlays and expected revenue decreases transfers to this sinking fund were postponed for a two-year period pushing construction of the preferred alternative until sometime after 2027. For FY2023 the sinking fund will again be funded with an additional \$4M to bring the balance to \$16M. Preliminary construction costs are estimated at \$55M for a traditional MRF and possibly 2-3 times that amount for a MWPF.
- RIRRC continues to closely analyze our cost needs and reduce expenses at all levels, both vertically and horizontally, while at the same time look for new revenue sources and maximize tipping revenues all while providing the same high-level service.
- RIRRC is actively seeking short-term options and developing strategies for long-term options that extend landfill life and research alternatives for the States future disposal needs.

RHODE ISLAND RESOURCE RECOVERY CORPORATION
(a Component Unit of the State of Rhode Island)

Management's Discussion and Analysis - Continued

June 30, 2022 and 2021

Request for Information

This financial report is designed to provide a general overview of the Corporation's finances for all those interested in that information. Questions concerning any of the information provided in this report or requests for additional information should be addressed to the Rhode Island Resource Recovery Corporation, 34 Shun Pike, Johnston, RI 02919-4512. Additional information is also available on our website at www.rirrc.org.

RHODE ISLAND RESOURCE RECOVERY CORPORATION
(a Component Unit of the State of Rhode Island)

Statements of Net Position

June 30,

Assets and Deferred Outflow of Resources

	<u>2022</u>	<u>(Restated) 2021</u>
Current Assets:		
Cash and equivalents	\$ 62,097,224	\$ 64,725,200
Accounts receivable, net	7,213,807	6,232,014
Inventories	2,834,387	2,264,359
Current portion of lease receivable	37,036	35,457
Prepaid expenses	<u>704,115</u>	<u>806,289</u>
Total Current Assets	<u>72,886,569</u>	<u>74,063,319</u>
Noncurrent Assets:		
Restricted assets:		
Cash and equivalents	16	-
Assets held in trust	123,572,578	127,507,419
Land held for sale	1,453,722	2,830,649
Capital assets:		
Non-depreciable:		
Land used in operations	10,731,910	9,354,983
Construction in progress	38,256,769	21,973,909
Depreciable:		
Capital assets, net	54,999,781	59,215,060
Lease receivable, net of current portion	1,210,801	1,247,837
Other assets	<u>609,400</u>	<u>609,400</u>
Total Noncurrent Assets	<u>230,834,977</u>	<u>222,739,257</u>
Total Assets	<u>303,721,546</u>	<u>296,802,576</u>
Deferred Outflow of Resources Related to OPEB	<u>64,824</u>	<u>72,416</u>
 Total Assets and Deferred Outflow of Resources	 <u>\$ 303,786,370</u>	 <u>\$ 296,874,992</u>

RHODE ISLAND RESOURCE RECOVERY CORPORATION
(a Component Unit of the State of Rhode Island)

Statements of Net Position - Continued

June 30,

Liabilities, Deferred Inflows of Resources and Net Position

	<u>2022</u>	<u>(Restated) 2021</u>
Current Liabilities:		
Accounts payable and accrued expenses	\$ 7,832,988	8,835,425
Current portion of closure, post-closure	29,973	39,895
Current portion of pollution remediation	901,527	935,746
Current portion of lease liability	19,744	19,018
Current portion of notes payable	250,000	250,000
Current portion of bonds payable	<u>4,517,346</u>	<u>4,393,667</u>
Total Current Liabilities	<u>13,551,578</u>	<u>14,473,751</u>
Noncurrent Liabilities:		
Closure, post-closure	118,356,662	109,910,701
Pollution remediation	11,519,848	13,250,512
Lease liability, net of current portion	6,747	26,491
Notes payable	1,392,877	1,642,877
Bonds payable	-	4,517,346
Total OPEB liability	<u>527,187</u>	<u>693,800</u>
Total Noncurrent Liabilities	<u>131,803,321</u>	<u>130,041,727</u>
Total Liabilities	<u>145,354,899</u>	<u>144,515,478</u>
Deferred Inflows of Resources:		
Deferred inflows of resources related to OPEB	261,349	131,400
Deferred inflows of resources related to lease receivable	<u>1,200,029</u>	<u>1,258,806</u>
Total Deferred Inflows of Resources	<u>1,461,378</u>	<u>1,390,206</u>
Total Liabilities and Deferred Inflows of Resources	<u>146,816,277</u>	<u>145,905,684</u>
Net Position:		
Net investment in capital assets	100,600,451	83,815,731
Restricted	-	3,370,635
Unrestricted	<u>56,369,642</u>	<u>63,782,942</u>
Total Net Position	<u>156,970,093</u>	<u>150,969,308</u>
Total Liabilities, Deferred Inflows of Resources and Net Position	<u>\$ 303,786,370</u>	<u>\$ 296,874,992</u>

The accompanying notes are an integral part of these financial statements.

RHODE ISLAND RESOURCE RECOVERY CORPORATION
(a Component Unit of the State of Rhode Island)

Statements of Revenues, Expenses and Changes in Net Position

For the Years Ended June 30,

	<u>2022</u>	<u>(Restated) 2021</u>
Operating Revenues:		
Charges for services, principally tipping fees	\$ 55,873,136	\$ 48,689,736
Recycling	14,863,456	10,296,732
Other operating revenues	<u>1,074,057</u>	<u>1,376,877</u>
Total Operating Revenues	<u>71,810,649</u>	<u>60,363,345</u>
Operating Expenses:		
Personnel costs	16,335,361	15,016,989
Contractual services	7,989,378	7,981,357
Utilities	2,092,686	1,885,505
Repairs and maintenance	3,743,950	2,741,571
Other supplies and expenses	5,473,756	4,357,547
Grants to municipalities for recycling	160,067	180,168
Bad debts (recoveries)	(152,408)	458,178
Provisions for landfill closure and post-closure care and pollution remediation obligations	7,889,427	9,512,929
Depreciation, depletion and amortization	<u>14,149,210</u>	<u>13,267,311</u>
Total Operating Expenses	<u>57,681,427</u>	<u>55,401,555</u>
Operating Income	<u>14,129,222</u>	<u>4,961,790</u>
Nonoperating Revenues (Expenses):		
Interest expense	(193,390)	(313,648)
Interest income and investment gain (loss)	(7,917,202)	3,169,335
Loss on settlements, net	(70,186)	-
Gain on disposal of assets, net	<u>52,341</u>	<u>203,033</u>
Total Nonoperating Revenues (Losses), Net	<u>(8,128,437)</u>	<u>3,058,720</u>
Increase in Net Position	<u>6,000,785</u>	<u>8,020,510</u>
Net Position, Beginning of Year, Restated (see Note 2)	<u>150,969,308</u>	<u>142,948,798</u>
Net Position, End of Year	<u>\$ 156,970,093</u>	<u>\$ 150,969,308</u>

The accompanying notes are an integral part of these financial statements.

RHODE ISLAND RESOURCE RECOVERY CORPORATION
(a Component Unit of the State of Rhode Island)

Statements of Cash Flows

For the Years Ended June 30, 2022 and 2021

	2022	(Restated) 2021
Cash Flows from Operating Activities:		
Payments received from providing services	\$ 69,754,800	\$ 58,477,488
Receipts from other operating revenue	1,050,737	1,352,387
Payments to suppliers for goods and services	(16,033,816)	(11,772,286)
Payments to employees for services	(16,406,212)	(14,963,146)
Payments in connection with Host Community Agreement	(4,435,743)	(4,352,816)
Payments to municipalities for recycling grants	(160,067)	(180,168)
Net Cash Provided by Operating Activities	33,769,699	28,561,459
Cash Flows from Capital and Related Financing Activities:		
Payments for capital assets and deferred costs	(27,541,377)	(21,895,719)
Proceeds from sale of assets	52,341	203,033
Interest paid on notes and bonds payable and leases	(193,390)	(313,648)
Principal paid on notes and bonds payable and leases	(4,662,685)	(4,535,905)
Payments of legal settlement, net	(70,186)	-
Net Cash Applied to Capital and Related Financing Activities	(32,415,297)	(26,542,239)
Cash Flows from Investing Activities:		
Purchase of investments	3,934,840	(6,332,303)
Interest and investment income	(7,917,202)	3,169,335
Net Cash Applied to Investing Activities	(3,982,362)	(3,162,968)
Net (Decrease) in Cash and Equivalents	(2,627,960)	(1,143,748)
Cash and Equivalents, Beginning of Year	64,725,200	65,868,948
Cash and Equivalents, End of Year	\$ 62,097,240	\$ 64,725,200

RHODE ISLAND RESOURCE RECOVERY CORPORATION
(a Component Unit of the State of Rhode Island)

Statements of Cash Flows - Continued

For the Years Ended June 30,

	2022	(Restated) 2021
Reconciliation of Operating Income to Net Cash		
Provided by Operating Activities:		
Operating income	\$ 14,129,222	\$ 4,961,790
Adjustments to reconcile operating income to net cash provided by operating activities:		
Depreciation, depletion and amortization	14,149,210	13,267,311
Bad debts (net of recovery)	(152,408)	458,178
Gain on disposal and sale of assets	(52,341)	(203,033)
Changes in assets and liabilities:		
Accounts receivable	(829,384)	(967,158)
Lease receivable	35,457	34,287
Inventories	(570,028)	33,472
Prepaid expenses	102,174	(169,229)
Land held for Sale	1,376,927	-
Accounts payable and accrued expenses	(1,002,437)	2,766,718
Total OPEB activity	(29,072)	29,171
Deferred inflows of resources related to lease receivable	(58,777)	(58,777)
Landfill closure and post-closure care and pollution remediation obligation	6,671,156	8,408,729
Net Cash Provided by Operating Activities	\$ 33,769,699	\$ 28,561,459
Cash and Equivalents as Reported in the Financial Statements Consist of:		
Unrestricted:		
Cash and equivalents	\$ 62,097,224	\$ 64,725,200
Restricted:		
Cash and equivalents	16	-
Total Cash and Equivalents	\$ 62,097,240	\$ 64,725,200

The accompanying notes are an integral part of these financial statements.

RHODE ISLAND RESOURCE RECOVERY CORPORATION
(a Component Unit of the State of Rhode Island)

Statements of Fiduciary Net Position

June 30,

Assets

	2022	2021
	<u>Pension Trust Fund</u>	<u>Pension Trust Fund</u>
Assets:		
Mutual Funds	\$ 33,805,371	\$ 41,084,698
Cash and equivalents	308	368
Other assets	27,208	38,354
Notes receivable from participants	<u>193,524</u>	<u>301,252</u>
 Total Assets	 <u>34,026,411</u>	 <u>41,424,672</u>

Liabilities and Fiduciary Net Position

Fiduciary Net Position:		
Net position restricted for pension benefits	<u>34,026,411</u>	<u>41,424,672</u>
 Total Net Fiduciary Position	 <u>\$ 34,026,411</u>	 <u>\$ 41,424,672</u>

The accompanying notes are an integral part of these financial statements.

RHODE ISLAND RESOURCE RECOVERY CORPORATION
(a Component Unit of the State of Rhode Island)

Statements of Changes in Fiduciary Net Position

June 30,

	2022	2021
Additions		
Participation loan interest	\$ 10,182	\$ 16,834
Payout to recapture account	1,384	10,390
Investment income	1,560,996	887,724
Investment and administrative fees	(185,323)	(180,264)
Net increase (decrease) in fair value of investments	(7,626,996)	9,532,849
Net Investment Income (Loss)	(6,239,757)	10,267,533
Contributions		
Employer	1,851,103	1,696,693
Participant	575,854	528,018
Total Additions (Reductions)	(3,812,800)	12,492,244
Distributions		
Participants	3,575,798	6,477,781
Loan defaults	9,663	51,293
Total Deductions	3,585,461	6,529,074
Net Increase (Decrease) in Net Position Restricted for Pension Benefits	(7,398,261)	5,963,170
Net Position Restricted for Pension Benefits, Beginning of Year	41,424,672	35,461,502
Net Position Restricted for Pension Benefits, End of Year	\$ 34,026,411	\$ 41,424,672

The accompanying notes are an integral part of these financial statements.

RHODE ISLAND RESOURCE RECOVERY CORPORATION

(a Component Unit of the State of Rhode Island)

Notes to the Financial Statements

June 30, 2022 and 2021

Note 1 - **Summary of Significant Accounting Policies**

Organization

Rhode Island Resource Recovery Corporation (the "Corporation" or "RIRRC") is a quasi-public corporation and a public instrumentality established in 1974 by an Act of the Rhode Island Legislature. The Corporation was created to provide and coordinate solid waste management services to municipalities and individuals within the State of Rhode Island (the "State"). The Corporation's enabling statute has subsequently been amended to allow for the acquisition and development of certain land located near the existing landfill in the Town of Johnston, Rhode Island. The Corporation's revenues are derived principally from tipping fees charged for the disposal of solid waste and from the sale of recyclable products. It is intended that the Corporation will receive sufficient revenue through sale of recyclable products and fees for its services to be financially self-sufficient. The Corporation grants credit to its customers, primarily commercial entities and municipalities within the State. The Corporation has the power to issue negotiable notes and bonds to achieve its corporate purpose, subject to the provisions of Rhode Island General Law 35-18.

The Corporation is a component unit of the State of Rhode Island for financial reporting purposes and, as such, the financial statements of the Corporation are included in the State's Annual Comprehensive Financial Report.

During fiscal year 2021, the State of Rhode Island was under a state of emergency due to COVID-19. Although the COVID-19 crisis has created volatility in the financial markets and uncertainty in the overall economy, the Corporation has begun to see an increase in operations since the beginning of the pandemic. Management continues to take steps, such as reducing discretionary expenses, in order to mitigate the effect on operations.

Basis of Presentation

The accompanying financial statements have been prepared using the economic resources measurement focus and the accrual basis of accounting in accordance with U.S. generally accepted accounting principles ("U.S. GAAP") as prescribed by the Governmental Accounting Standards Board ("GASB"). Revenues are recorded when earned and expenses are recorded when a liability is incurred, regardless of the timing of related cash flows. The Corporation has determined that it functions as a Business-Type Activity, as defined by GASB. The effect of interfund activity has been eliminated from these financial statements.

RHODE ISLAND RESOURCE RECOVERY CORPORATION

(a Component Unit of the State of Rhode Island)

Notes to the Financial Statements - Continued

June 30, 2022 and 2021

The Corporation distinguishes between operating and non-operating revenues and expenses. Operating revenues and expenses generally result from providing services in connection with the Corporation's principal ongoing operations. Operating expenses primarily include the cost primarily of services provided, administrative expenses, and depreciation expense. All other revenues and expenses not meeting this definition are reported as non-operating revenues and expenses.

Fiduciary Funds

The fiduciary fund financial statements are reported using the economic resources measurement focus on the accrual basis of accounting. Under this method, revenues are recognized when earned and expenses are recorded when liabilities are incurred. Fiduciary funds are not reflected in the Corporation's business type financial statements because the resources of these funds are not available to support the Corporation's own programs. The fiduciary funds consist of the defined contribution pension plan (see note 18). The defined contribution pension plan is a fiduciary fund because the Corporation has the ability to direct the deployment of the plan's asset due to the limited investments choices of the plan by the participants.

Use of Estimates

The preparation of financial statements in conformity with accounting principles generally accepted in the United States requires management to make estimates and assumptions about future events. These estimates and assumptions affect the reported amounts of assets and liabilities and disclosure of contingent assets and liabilities at the date of the financial statements, as well as the reported amounts of revenues and expenses during the reporting period. Management evaluates the estimates and assumptions on an ongoing basis using historical experience and other factors that management believes to be reasonable under the circumstances. Adjustments to estimates and assumptions are made as facts and circumstances require. As future events and their effects cannot be determined with certainty, actual results may differ from the estimates used in preparing the accompanying financial statements. Significant estimates and assumptions are required as part of determining landfill closure and post-closure care costs, pollution remediation costs, landfill capacity and depletion rates, net realizable value and use of land (particularly eminent domain properties), an allowance for doubtful accounts, and the total OPEB liability.

Cash and Equivalents

The Corporation considers all highly liquid investments, such as repurchase agreements and money market accounts, with an original maturity date of three months or less to be cash equivalents.

RHODE ISLAND RESOURCE RECOVERY CORPORATION

(a Component Unit of the State of Rhode Island)

Notes to the Financial Statements - Continued

June 30, 2022 and 2021

Accounts Receivable, Net

Receivables are reported at their gross values when earned and are reduced by the estimated portion that is expected to be uncollectible. This estimate is based on history, industry trends and current information regarding the credit worthiness of the debtors. The Corporation has contracts with most of its larger customers related to pricing, payment terms and general requirements. The Corporation does not require collateral from any of its customers. The Corporation has established an allowance for doubtful accounts receivable of approximately \$1,548,000 and \$2,080,000 as of June 30, 2022 and 2021, respectively.

Investments

Investments, including restricted investments, are stated at fair value or at amortized cost which approximates fair value. Fair value is defined as the price that would be received to sell an asset or the price that would be paid to transfer a liability in an orderly transaction involving market participants at the measurement date.

Inventories

Inventories primarily consist of spare parts and materials which are valued at the lower of cost or market value using the first-in, first-out (FIFO) method.

Assets Held in Trust

Restricted investments held in trust are held by independent trustees for purposes of meeting the financial requirements of landfill closure and post-closure care costs and pollution remediation costs. Investments are classified collectively as long term despite the individual maturities, duration, or classification of the investments since all are intended to fund the payment of long-term liabilities.

Restricted Assets (Restricted Net Position)

Restricted assets include cash and equivalents and assets held in trust. There was \$16 of restricted cash and equivalents as of June 30, 2022. Assets held in trust classified as restricted net position of \$0 and \$3,370,635 at June 30, 2022, and 2021, respectively, represents the value of restricted investments in excess of closure, post-closure, and pollution remediation obligations. The value of restricted investments fluctuates with market conditions on a monthly basis, specifically the unrealized gain/loss balances.

RHODE ISLAND RESOURCE RECOVERY CORPORATION

(a Component Unit of the State of Rhode Island)

Notes to the Financial Statements - Continued

June 30, 2022 and 2021

Capital Assets and Depreciation

Capital assets used in primary operations are stated at cost. The Corporation defines capital assets as assets with an initial, individual cost of more than \$10,000 or repairs of 10% of the asset's original cost and having initial life of one year or greater. Ordinary maintenance and repair expenses are charged directly to operations as incurred. Depreciation and amortization are computed using the straight-line method over the estimated useful lives of the respective assets as follows:

Land improvements	6 years
Buildings and improvements	15-30 years
Machinery and equipment	5-10 years
Sewer and leachate collection systems	30 years
Furniture and equipment	5-10 years
Signs, fences and roads	3-5 years

The cost of the landfill and land improvements is depleted over the estimate useful capacity of the respective sites (Note 12).

Land acquired through eminent domain intended for resale is stated at the lower of cost or net realizable value. The cost of property acquired through eminent domain not intended for resale is amortized over the estimated life of the currently licensed landfill (Note 5). The Corporation annually evaluates all long-lived assets for impairment. Management notes no impairments as of June 30, 2022 and 2021.

Deferred Charges

Deferred charges, which are included in construction in progress on the statements of net position, include legal fees, permitting and engineering costs associated with the licensing, development (siting) or expansion of additional landfill phases and certain costs incurred to ready additional landfill phases for use. These costs are deferred and will be recoverable through future revenue or will benefit future operations.

Compensated Absences

Employees are granted vacation and sick leave in varying amounts based on the Corporation's policies. Unused vacation and sick leave are accumulated and accrued as earned and the liability is included in accounts payable and accrued expenses in the statements of net position.

RHODE ISLAND RESOURCE RECOVERY CORPORATION

(a Component Unit of the State of Rhode Island)

Notes to the Financial Statements - Continued

June 30, 2022 and 2021

Landfill Closure and Post-Closure Care Costs

The Corporation provides for future closure and post-closure care costs of the various phases of the landfill as those phases are utilized. As additional phases are licensed and utilized (Note 12), additional closure and post-closure care costs are provided for based upon management's and outside engineers' estimates of such costs and the percentage of capacity used to date.

Pollution Remediation Obligations

The Corporation provides for pollution remediation obligations when it becomes obligated for remediation and the costs are estimable. The Corporation undertakes periodic inspections of its properties (Note 5) to determine whether any potential liability relating to environmental matters exists. Pollution remediation obligations are measured based on the expected future cash flows required to remediate the property and recorded at current value of costs.

Net Position

The Corporation's net position consists of the following three components:

Net investment in capital assets – represents the capital assets, reduced by accumulated depreciation and by the outstanding balances of bonds and other debt used to acquire, construct or improve these assets.

Restricted – those assets that have been limited to uses specified either externally by creditors, contributors, laws or regulations of other governments or internally by enabling legislation or law.

Unrestricted – a residual category for the balance of net position.

When both restricted and unrestricted resources are available for use, it is the Corporation's practice to use restricted resources first, then unrestricted.

Tax Status

The Corporation is a component unit of the State of Rhode Island and is, therefore, generally exempt from federal and state income taxes under Section 115 of the Internal Revenue Code.

RHODE ISLAND RESOURCE RECOVERY CORPORATION
(a Component Unit of the State of Rhode Island)

Notes to the Financial Statements - Continued

June 30, 2022 and 2021

Note 2 - **Implementation of Newly Effective Accounting Standard**

As a result of implementing GASB Statement No. 87, Leases, net position was restated to reflect the lease receivable and deferred inflows of resources related to lease receivable as of June 30, 2020, as displayed below: The table below presents the effects of the adjustments made to the previously issued financial statements.

As of June 30, 2020:	As Previously	
Statements of Net Position:	<u>Reported</u>	<u>As Restated</u>
Lease receivable	\$ -	\$ 1,317,583
Deferred inflows related to lease receivable	-	(1,317,583)
Net investment in capital assets	\$ 73,719,165	\$ 73,719,165
Restricted net position	8,050,889	8,050,889
Unrestricted net position	<u>61,178,744</u>	<u>61,178,744</u>
Total net position	<u>\$ 142,948,798</u>	<u>\$ 142,948,798</u>
As of June 30, 2021:		
Statements of Net Position:		
Lease receivable	\$ -	\$ 1,283,294
Deferred inflows related to lease receivable	-	(1,258,806)
Lease liability	-	(45,509)
Right of use asset	-	44,954
Net investment in capital assets	\$ 83,815,731	\$ 83,815,731
Restricted net position	3,370,635	3,370,635
Unrestricted net position	<u>63,759,009</u>	<u>63,782,942</u>
Total net position	<u>\$ 150,945,375</u>	<u>\$ 150,969,308</u>
Statements of Revenues and Expenses:		
Depreciation expense	\$ (13,254,467)	\$ (13,267,311)
Interest expense	(312,337)	(313,648)
Other operating revenues	<u>1,338,789</u>	<u>1,376,877</u>
	<u>\$ (12,228,015)</u>	<u>\$ (12,204,082)</u>

RHODE ISLAND RESOURCE RECOVERY CORPORATION
(a Component Unit of the State of Rhode Island)

Notes to the Financial Statements - Continued

June 30, 2022 and 2021

Note 3 - **Deposits**

The carrying amount of the Corporation's cash deposits, consisting of checking accounts and money market accounts totaled \$25,032,080 and \$26,965,882 as of June 30, 2022 and 2021, respectively. As of June 30, 2022 and 2021, the bank balance for these accounts totaled \$28,034,063 and \$27,776,611, respectively.

Custodial credit risk is the risk that in the event of a bank failure, the Corporation's deposits may not be returned to it. In accordance with Chapter 35-10.1 of the Rhode Island General Laws, depository institutions holding deposits of the State, its agencies or governmental subdivisions of the State shall, at a minimum, insure or pledge eligible collateral equal to one hundred percent (100%) of the deposits, which are time deposits with maturities greater than sixty (60) days. Any of these institutions which do not meet minimum capital standards prescribed by federal regulators shall insure or pledge eligible collateral equal to one hundred percent (100%) of the deposits, regardless of maturity.

Deposits are exposed to custodial credit risk if they are not covered by depository insurance and the deposits are uninsured, collateralized with securities held by pledging financial institutions, or collateralized with securities held by the pledging financial institution's trust department or agent but not in the depositor's government's name.

The Corporation's policy for custodial credit risk is consistent with Chapter 35-10.1 of the Rhode Island General Laws. The Corporation's deposits are held in depository institutions, which maintain, segregated from its other assets, eligible collateral in an amount equal to a certain percentage of its deposits. The collateral is kept in the custody of the trust department of the pledging institution. As of June 30, 2022 and 2021, all of the Corporation's cash deposits were insured and collateralized.

Investments under a repurchase agreement and in commercial paper totaling \$37,065,160 and \$37,759,318 as of June 30, 2022 and 2021, respectively, are included in cash and equivalents in the statements of net position. For purposes of disclosure, such amounts are considered investments and are included in the disclosure in Note 4.

RHODE ISLAND RESOURCE RECOVERY CORPORATION
(a Component Unit of the State of Rhode Island)

Notes to the Financial Statements - Continued

June 30, 2022 and 2021

A reconciliation of the Corporation's cash deposits as of June 30, 2022 and 2021 are as follows:

	<u>2022</u>	<u>2021</u>
Cash and equivalents	\$ 25,032,064	\$ 26,965,882
Restricted cash and equivalents	<u>16</u>	<u>-</u>
Deposits	<u>\$ 25,032,080</u>	<u>\$ 26,965,882</u>

Note 4 - **Investments**

The Corporation's general investment policy limits the investment of corporate funds to the following financial instruments: (1) U.S. Treasury notes/bills; (2) U.S. Government-backed obligations; (3) obligations of the State, and agencies or political subdivisions thereof; (4) obligations of any other state, its agencies or political subdivisions thereof, that have been assigned an investment grade rating by at least one nationally recognized rating agency; (5) repurchase agreements backed by collateral consisting of instruments identified in (1) or (2) above; and (6) deposits, to the extent that they are insured in financial institutions which are incorporated in, or chartered by, the State. For an investment, custodial credit risk is the risk that, in the event of the failure of a counterparty, the Corporation will not be able to recover the value of its investments or collateral securities that are in the possession of an outside party. The Corporation does not have a policy for custodial credit risk beyond that which is required under Rhode Island General Laws. Rhode Island General Laws permit the Corporation to invest any funds not required for immediate use, at the discretion of the Corporation. The Corporation's investments, excluding amounts invested under the repurchase agreements, were not subject to custodial credit risk as they are held by a trustee in the Corporation's name. The Corporation's investments under the repurchase agreements were exposed to custodial credit risk, as the underlying securities are held by the investment's counterparty, not in the name of the Corporation. The investments under the repurchase agreements were collateralized by U.S. Government securities held by the investment's counterparty, not in the name of the Corporation.

RHODE ISLAND RESOURCE RECOVERY CORPORATION
(a Component Unit of the State of Rhode Island)

Notes to the Financial Statements - Continued

June 30, 2022 and 2021

The Corporation's investments contained on the Statements of Net Position as of June 30, 2022 and 2021 consist of the following:

	<u>Fair Value</u>		<u>Weighted Average Maturity (Years)</u>	
	<u>2022</u>	<u>2021</u>	<u>2022</u>	<u>2021</u>
Repurchase Agreement	\$ 37,065,160	\$ 37,759,318	Daily	Daily
Short-Term Bond Portfolio	37,787,465	38,171,686	2.90 yrs	2.90 yrs
TIPS Portfolio	32,001,191	32,463,254	2.50 yrs	2.70 yrs
Inter.-Term Bond Portfolio	42,010,180	43,824,924	7.20 yrs	7.30 yrs
High Yield Bond Portfolio	<u>11,773,742</u>	<u>13,047,555</u>	6.10 yrs	4.20 yrs
 Total Fair Value	 <u>\$ 160,637,738</u>	 <u>\$ 165,266,737</u>		

A reconciliation of the Corporation's investments as of June 30, 2022 and 2021 are as follows:

	<u>2022</u>	<u>2021</u>
Business Activities:		
Cash and equivalents	\$ 37,065,160	\$ 37,759,318
Investments - held in trust	<u>123,572,578</u>	<u>127,507,419</u>
 Total Business Activities	 <u>160,637,738</u>	 <u>165,266,737</u>
 Fiduciary Activities:		
Investments - Mutual Funds	<u>33,805,371</u>	<u>41,084,698</u>
 Total	 <u>\$ 194,443,109</u>	 <u>\$ 206,351,435</u>

RHODE ISLAND RESOURCE RECOVERY CORPORATION
(a Component Unit of the State of Rhode Island)

Notes to the Financial Statements - Continued

June 30, 2022 and 2021

Average ratings of the investments comprising the debt related securities above, as determined by Moody's, are as follows at June 30, 2022:

	<u>Repurchase Agreement</u>	<u>Fixed Income Securities</u>	<u>Total</u>
Treasury/Agency	\$ 37,065,160	\$ -	\$ 37,065,160
AAA	-	84,958,582	84,958,582
AA		2,177,030	2,177,030
A		11,345,082	11,345,082
BBB		14,314,461	14,314,461
BB		6,503,815	6,503,815
B		3,693,423	3,693,423
Below B	-	568,584	568,584
Not rated	-	11,601	11,601
	<u> </u>	<u> </u>	<u> </u>
Total	<u>\$ 37,065,160</u>	<u>\$ 123,572,578</u>	<u>\$ 160,637,738</u>

Average ratings of the investments comprising the debt related securities above, as determined by Moody's, are as follows at June 30, 2021:

	<u>Repurchase Agreement</u>	<u>Fixed Income Securities</u>	<u>Total</u>
Treasury/Agency	\$ 37,759,318	\$ -	\$ 37,759,318
AAA	-	84,363,931	84,363,931
AA		2,614,518	2,614,518
A		11,998,606	11,998,606
BBB		16,569,646	16,569,646
BB		7,217,908	7,217,908
B		3,595,906	3,595,906
Below B	-	802,427	802,427
Not rated	-	344,477	344,477
	<u> </u>	<u> </u>	<u> </u>
Total	<u>\$ 37,759,318</u>	<u>\$ 127,507,419</u>	<u>\$ 165,266,737</u>

RHODE ISLAND RESOURCE RECOVERY CORPORATION

(a Component Unit of the State of Rhode Island)

Notes to the Financial Statements - Continued

June 30, 2022 and 2021

Risks

Interest rate risk is the risk that changes in interest rates will adversely affect the fair value of an investment in a debt instrument. The Corporation relies on the expertise of the independent trustees to manage the Corporation's interest rate risk. The trustees' policy concerning interest rate risk is based upon the concept that a properly diversified bond portfolio is the key to limiting overall risk exposure, generating a predictable stream of income and preserving capital. The trustees seek to limit interest rate risk in any kind of interest rate environment through managing the portfolio's maturity and duration.

Credit risk is the risk that an issuer or other counterparty to an investment will not fulfill its obligations. The Corporation has no investment policy that would further limit its investment choices beyond those limited by Rhode Island General Laws and the Master Indenture of Trust related to revenue bonds issued by the Corporation. The Corporation is permitted to invest in obligations of the United States, including its instrumentalities and agencies; in obligations of any state or of any political subdivision, authority or agency thereof, provided such obligations are rated within one of the top two rating categories of any recognized rating service; or in obligations of the State of Rhode Island or of any political subdivision thereof, provided such obligations are rated within one of the top three rating categories of any recognized rating service, and corporate bonds, notes and/or paper with an investment grade rating A3 or higher. The Corporation's investments under the repurchase agreements were unrated as of June 30, 2022, however, collateralized at 102% while in overnight status. FDIC insurance is provided up to \$250,000 per tax identification number.

Concentration of credit risk is the risk of loss attributed to the magnitude of the investment in a single issuer regardless of its credit history. The Corporation relies on the expertise of the independent trustees to manage the trust funds' concentration of credit risk. The trustees' policy concerning concentration of credit risk recognizes the importance of portfolio diversification.

Restricted Assets Held in Trust

The Corporation's restricted assets held in trust are held and managed by independent trustees for purposes of funding future landfill closure and post-closure care costs and pollution remediation costs (Note 12).

RHODE ISLAND RESOURCE RECOVERY CORPORATION

(a Component Unit of the State of Rhode Island)

Notes to the Financial Statements - Continued

June 30, 2022 and 2021

The Corporation has established an investment policy over these funds whereby the primary objective is the attainment of a high degree of income while considering safety of principal. The Corporation's policy states that safety, liquidity and interest rate risk standards should not be compromised in favor of increased rate of return. Currently, the assets are invested in approximately 90% U.S. Government-backed securities and approximately 10% corporate bonds. Through June 30, 2022 the government-backed securities are allocated on a 26% short-term TIPS, 34% intermediate-term investments grade and 31% short-term investment grade as directed by the Board-approved investment policy. Investments in bonds are not insured.

Investments Measured at Fair Value

The Corporation categorizes its fair value measurements within the fair value hierarchy established by accounting principles generally accepted in the United States of America. The hierarchy is based on the valuation inputs used to measure the fair value of the asset. Level 1 inputs are quoted prices in active markets for identical assets; Level 2 inputs are significant other observable inputs; Level 3 inputs are significant unobservable inputs.

The Corporation has the following fair value measurements:

Fixed income securities of \$123,512,578 and \$127,507,419 and mutual funds of \$33,805,371 and \$41,084,698 at June 30, 2022 and 2021, respectively, are valued using quoted market prices (Level 1 inputs).

Restricted Assets

Restricted assets as of June 30, 2022 and 2021, consisting of cash and equivalents, are restricted as follows:

	<u>2022</u>	<u>2021</u>
Mandated by Bond Indentures:		
Project Account - Series 2013	\$ <u>16</u>	\$ <u>-</u>

The Project Account contains the proceeds of the Corporation's 2013 bond issuance and is used for the payment of eligible project disbursements.

RHODE ISLAND RESOURCE RECOVERY CORPORATION
(a Component Unit of the State of Rhode Island)

Notes to the Financial Statements - Continued

June 30, 2022 and 2021

Note 5 - **Capital Assets**

The following is a summary of changes in capital assets for the year ended June 30, 2022:

	(Restated) Balance <u>July 1, 2021</u>	<u>Increases</u>	<u>Decreases</u>	Balance <u>June 30, 2022</u>
Capital assets being depreciated:				
Land, residential buffer	\$4,210,896	\$ -	\$ -	\$4,210,896
Capital improvements	142,535,625	2,509,823	-	145,045,448
Automobiles and trucks	1,774,794	74,453	(139,690)	1,709,557
Buildings and improvements	40,224,483	4,422,693	-	44,647,176
Computers and equipment	55,748,451	1,254,738	(639,904)	56,363,285
Leased equipment	57,798	-	-	57,798
Other depreciable property	<u>37,254,844</u>	<u>1,739,433</u>	<u>(67,209)</u>	<u>38,927,068</u>
Total capital assets being depreciated	<u>281,806,891</u>	<u>10,001,140</u>	<u>(846,803)</u>	<u>290,961,228</u>
Less accumulated depreciation and depletion:				
Land, residential buffer	(4,210,896)	-	-	(4,210,896)
Capital improvements	(119,723,123)	(7,291,558)	-	(127,014,681)
Automobiles and trucks	(1,372,172)	(132,327)	139,690	(1,364,809)
Buildings and improvements	(38,382,772)	(310,740)	-	(38,693,512)
Computers and equipment	(44,305,853)	(4,442,869)	639,904	(48,108,818)
Leased equipment	(12,844)	(19,266)	-	(32,110)
Other depreciable property	<u>(14,584,171)</u>	<u>(1,952,450)</u>	<u>-</u>	<u>(16,536,621)</u>
Total accumulated depreciation and depletion	<u>(222,591,831)</u>	<u>(14,149,210)</u>	<u>779,594</u>	<u>(235,961,447)</u>
Total capital assets being depreciated, net	59,170,106	(4,148,070)	(67,209)	54,999,781
Non-depreciable capital assets:				
Land used in operations	9,354,983	1,376,927	-	10,731,910
Construction in progress	<u>21,973,909</u>	<u>19,062,665</u>	<u>(2,779,805)</u>	<u>38,256,769</u>
Capital assets, net	<u>\$ 90,498,998</u>	<u>\$ 16,291,522</u>	<u>\$ (2,847,014)</u>	<u>\$ 103,988,460</u>

RHODE ISLAND RESOURCE RECOVERY CORPORATION
(a Component Unit of the State of Rhode Island)

Notes to the Financial Statements - Continued

June 30, 2022 and 2021

The following is a summary of changes in capital assets for the year ended June 30, 2021:

	<u>Balance</u> <u>July 1, 2020</u>	<u>Increases</u>	<u>Decreases</u>	<u>(Restated)</u> <u>Balance</u> <u>June 30, 2021</u>
Capital assets being depreciated:				
Land, residential buffer	\$ 4,210,896	\$ -	\$ -	\$ 4,210,896
Capital improvements	142,535,627	-	-	142,535,627
Automobiles and trucks	1,572,669	237,126	(35,001)	1,774,794
Buildings and improvements	69,138,082	-	-	69,138,082
Computers and equipment	57,148,896	1,842,950	(3,084,729)	55,907,117
Leased equipment	-	57,798	-	57,798
Other depreciable property	<u>8,182,581</u>	<u>-</u>	<u>-</u>	<u>8,182,581</u>
 Total capital assets being depreciated	 <u>282,788,751</u>	 <u>2,137,874</u>	 <u>(3,119,730)</u>	 <u>281,806,895</u>
 Less accumulated depreciation and depletion:				
Land, residential buffer	(4,210,896)	-	-	(4,210,896)
Capital improvements	(113,679,850)	(6,043,274)	-	(119,723,124)
Automobiles and trucks	(1,296,686)	(110,485)	35,001	(1,372,170)
Buildings and improvements	(45,498,369)	(359,676)	-	(45,858,045)
Computers and equipment	(42,619,140)	(4,771,446)	3,084,729	(44,305,857)
Leased equipment	-	(12,844)	-	(12,844)
Other depreciable property	<u>(5,139,313)</u>	<u>(1,969,586)</u>	<u>-</u>	<u>(7,108,899)</u>
 Total accumulated depreciation and depletion	 <u>(212,444,254)</u>	 <u>(13,267,311)</u>	 <u>3,119,730</u>	 <u>(222,591,835)</u>
 Total capital assets being depreciated, net	 70,344,497	 (11,129,437)	 -	 59,215,060
 Non-depreciable capital assets:				
Land used in operations	9,354,983	-	-	9,354,983
Construction in progress	<u>1,955,233</u>	<u>20,130,236</u>	<u>(111,560)</u>	<u>21,973,909</u>
 Capital assets, net	 <u>\$ 81,654,713</u>	 <u>\$ 9,000,799</u>	 <u>\$ (111,560)</u>	 <u>\$ 90,543,952</u>

RHODE ISLAND RESOURCE RECOVERY CORPORATION
(a Component Unit of the State of Rhode Island)

Notes to the Financial Statements - Continued

June 30, 2022 and 2021

Note 6 - **Land Used in Operations**

Land used in operations consist of all operational lands that are not licensed landfill phases. These lands are located to the west and east of the main landfill site. To the west, these lands are largely comprised of forested areas; while to the east, they are comprised of the land that the Corporation's administrative building, tipping facility, scale houses and materials manufacturing facility currently occupy.

The Corporation is continually evaluating the intended use and corresponding valuation of these lands to ensure proper presentation in these financial statements. Based on its characteristics, land classifications in the financial records and the corresponding valuations may change over time based on changes in the Corporation's operations.

Note 7 - **Land Held for Sale**

During 1998, the Corporation received authorization from the Rhode Island General Assembly to develop certain property it had acquired through eminent domain. Initially, 162 acres of property situated south and east of the landfill were identified as potentially developable into an industrial park. Subsequently, additional developable acreage was reclassified to land held for development and additional parcels were acquired through 2006.

Land held for sale consists of three lots. These lots are located in the industrial park. Lot 7 is 7.03 acres located on Green Earth Avenue. Lots 1 and 3 are 8.68 and 3.10 acres, respectively, located on Recycle Road. The land held for sale is carried at the lower of historical cost or fair value. During the year end June 30, 2022, acreage was reclassified to land used in operations.

RHODE ISLAND RESOURCE RECOVERY CORPORATION
(a Component Unit of the State of Rhode Island)

Notes to the Financial Statements - Continued

June 30, 2022 and 2021

Note 8 – **Lease Receivable and Deferred Inflow of Resources**

The Corporation is a lessor of two current long-term leases for equipment and a work site. Significant lease terms are described below:

The first lease began in September 1997 expiring in 2042. Monthly payments range from \$2,650 through \$3,938 over the course of the lease. The Corporation also receives a revenue share from the lessee that is not included in the lease receivable balance as it is not reasonably estimateable over the life of the lease. For the years ended June 30 2022 and 2021, the revenue share received by the Corporation was approximately \$9,000. The lease has one additional five-year option to renew.

The second lease began in December 2008 expiring in 2042. Minimum monthly payments of \$3,400 are required. The monthly rental payments are adjusted based on the consumer price index ("CPI"). Actual monthly rent payments for the years ended June 30, 2022 and 2021 were \$4,638 and \$3,480, respectively. For the years ended June 30, 2022 and 2021, no adjustment to deferred inflows due to changes in CPI were recorded due to the immateriality. No other monthly payments are due. There are no renewal options included in this lease agreement.

The Corporation incremental borrowing rate for a transaction with similar attributes was used to discount the lease payments to recognize the lease receivable and deferred inflows of resources. The borrowing rate used for both leases described above was 3.35%.

RHODE ISLAND RESOURCE RECOVERY CORPORATION
(a Component Unit of the State of Rhode Island)

Notes to the Financial Statements - Continued

June 30, 2022 and 2021

Lease receivable and deferred inflows of resources as of June 30,:

June 30, 2022				
	<u>Lease Revenue</u>	<u>Lease Interest Income</u>	<u>Lease Receivable</u>	<u>Deferred Inflow</u>
Lease 1	\$ 26,385	\$ 19,214	\$ 566,712	\$ 538,700
Lease 2	<u>32,392</u>	<u>23,235</u>	<u>681,125</u>	<u>661,329</u>
	\$ 58,777	\$ 42,449	\$ 1,247,837	\$ 1,200,029
June 30, 2021				
	<u>Lease Revenue</u>	<u>Lease Interest Income</u>	<u>Lease Receivable</u>	<u>Deferred Inflow</u>
Lease 1	\$ 26,385	\$ 19,214	\$ 579,299	\$ 565,085
Lease 2	<u>32,392</u>	<u>23,988</u>	<u>703,995</u>	<u>693,721</u>
	\$ 58,777	\$ 43,202	\$ 1,283,294	\$ 1,258,806

RHODE ISLAND RESOURCE RECOVERY CORPORATION
(a Component Unit of the State of Rhode Island)

Notes to the Financial Statements - Continued

June 30, 2022 and 2021

Note 9 - **Long-Term Liabilities**

Bonds Payable

In May 2013, the Corporation issued Resource Recovery System Revenue Bonds, Leachate Pretreatment Facility Project, Series 2013 (“Leachate Bonds”), in the aggregate principal amount of \$40,000,000. These bonds bear an interest rate of 2.78% with a maturity date of May 31, 2023; annual principal and interest installments are required in accordance with the schedule provided below. The Leachate Bonds may be prepaid, as a whole or in part, at any time at the option of the Corporation at a prepayment price equal to the principal amount, plus accrued interest plus a yield maintenance fee. The yield maintenance fee is calculated as the difference between the rate on United States Treasury securities with a maturity date of May 31, 2023 and the “cost of funds” component of the interest rate on the bonds.

Outstanding indebtedness is collateralized by all net revenues of the Corporation, certain restricted funds created pursuant to the bonds' issuance, and any revenues and property specifically conveyed, pledged, assigned or transferred by the Corporation as additional security for the bonds.

The Bond Indenture contains certain restrictive covenants. As of June 30, 2022 and 2021, the Corporation was in compliance with all bond indenture covenants.

Bonds payable as of June 30, 2022 and 2021 are summarized as follows:

	<u>2022</u>	<u>2021</u>
Resource Recovery System Revenue Bonds, Series 2013	\$ 4,517,346	\$ 8,911,013
Less: current portion	<u>(4,517,346)</u>	<u>(4,393,667)</u>
	<u>\$ -</u>	<u>\$ 4,517,346</u>

RHODE ISLAND RESOURCE RECOVERY CORPORATION
(a Component Unit of the State of Rhode Island)

Notes to the Financial Statements - Continued

June 30, 2022 and 2021

Aggregate scheduled principal and interest payments due on the bonds through maturity are as follows:

Year Ending	<u>Principal</u>	<u>Interest</u>	<u>Total</u>
<u>June 30,</u>			
2023	\$ 4,517,346	\$ 78,507	\$ 4,595,853

Notes Payable

As part of a legal settlement with the Town of Johnston (the “Host Community”) concerning odor conditions, the Corporation amended its Host Community agreement for the payment of a \$1,500,000 installment note over 14 years, equal to \$107,143 per year. As of June 30, 2022 and 2021, amounts owed were \$642,877, and \$750,000, respectively.

As part of a second settlement, executed in 2016, the Town of Johnston assigned certain rights it obtained under a settlement agreement with Broadrock Gas Services LLC (“Broadrock”) to the Corporation. The rights assigned concerned the obligation of Broadrock to transfer the operations of the gas collection system to an independent third-party operator and its enforcement rights associated with the obligation. For the assignment of these rights, the Corporation agreed to pay the Host Community a \$2,000,000 installment note over 14 years, equal to \$142,857 per year. As of June 30, 2022 and June 30, 2021 the amount owed were \$1,000,000 and \$1,142,877, respectively.

No interest is incurred on either note payable due to a lack of materiality.

Aggregate scheduled principal payments due on the notes through maturity are as follows:

Year Ending	<u>Principal</u>
<u>June 30,</u>	
2023	250,000
2024	250,000
2025	250,000
2026	250,000
2027	250,000
2028-2030	<u>392,877</u>
	<u>\$ 1,642,877</u>

RHODE ISLAND RESOURCE RECOVERY CORPORATION
(a Component Unit of the State of Rhode Island)

Notes to the Financial Statements - Continued

June 30, 2022 and 2021

The following is a summary of changes in bonds and notes payable, OPEB, and lease liabilities for the years ended June 30, 2022 and 2021:

	(Restated)				Amounts
	Balance			Balance	Due Within
	<u>July 1, 2021</u>	<u>Additions</u>	<u>Reductions</u>	<u>June 30, 2022</u>	<u>One Year</u>
Bonds payable	\$ 8,911,013	\$ -	\$ 4,393,667	\$ 4,517,346	\$ 4,517,346
Notes payable	1,892,877	-	250,000	1,642,877	250,000
Total OPEB liability	693,800	-	166,613	527,187	-
Lease Liability	<u>45,509</u>	<u>-</u>	<u>19,018</u>	<u>26,491</u>	<u>19,744</u>
	<u>\$ 11,543,199</u>	<u>\$ -</u>	<u>\$ 4,829,298</u>	<u>\$ 6,713,901</u>	<u>\$ 4,787,090</u>

	(Restated)				
	Balance			Balance	Amounts
	<u>July 1, 2020</u>	<u>Additions</u>	<u>Reductions</u>	<u>June 30, 2021</u>	<u>Due Within</u>
					<u>One Year</u>
Bonds payable	\$ 13,184,629	\$ -	\$ 4,273,616	\$ 8,911,013	\$ 4,393,667
Notes payable	2,142,877	-	250,000	1,892,877	250,000
Total OPEB liability	656,540	37,260	-	693,800	-
Lease liability	<u>-</u>	<u>57,798</u>	<u>12,289</u>	<u>45,509</u>	<u>19,018</u>
	<u>\$ 15,984,046</u>	<u>\$ 95,058</u>	<u>\$ 4,535,905</u>	<u>\$ 11,543,199</u>	<u>\$ 4,662,685</u>

Note 10 - **Host Community Agreement**

In accordance with State law, the Corporation is required to make payments to the Town of Johnston, Rhode Island (the "Town"), the community where its landfill is sited (the "Host Community"). On April 2, 1996, the Corporation's Board ratified a comprehensive agreement with the Host Community, which supersedes substantially all prior agreements between them and provides for the unimpeded continuation of the Corporation's operations in the Town. The comprehensive agreement, which remains in effect as long as the landfill is owned and operated, provided for the immediate payment of \$3,150,000 to the Host Community in full settlement of all outstanding amounts. The comprehensive agreement also provides for annual payments to the Host Community in the base amount of \$1,500,000 plus 3.5% of the

RHODE ISLAND RESOURCE RECOVERY CORPORATION

(a Component Unit of the State of Rhode Island)

Notes to the Financial Statements - Continued

June 30, 2022 and 2021

Corporation's annual gross revenue, as defined in the comprehensive agreement, commencing April 1, 1996. The base amount is subject to a 10% escalator every five-years beginning April 1, 2001. The comprehensive agreement also calls for the waiver of substantially all tipping fees and municipal solid waste disposal fees from the Host Community for the agreement's term. Tipping fees waived for the years ended June 30, 2022 and 2021 totaled approximately \$1,288,000 and \$1,281,000, respectively.

Amounts incurred under the agreement for the years ended June 30, 2022 and 2021 were approximately \$4,606,000 and \$4,655,000, respectively, of which approximately \$1,096,000 and \$1,170,000 remained unpaid and is included in accounts payable as of June 30, 2022 and 2021, respectively.

Additionally, beginning in fiscal year 2006, the Corporation was required to collect and remit to the Town a \$3 per vehicle surcharge, as approved by Rhode Island General Assembly, for all non-municipal landfill customers. Surcharge amounts collected and remitted to the Town totaled approximately \$288,000 and \$284,000 for the years ended June 30, 2022 and 2021, respectively. Due to the fact the current agreement is over 20 years old, the Town of Johnston and RIRRC are reviewing the Host Community Agreement with the intention of updating the current agreement in both parties' best interest.

Note 11 - **Site Lease and Landfill Gas Delivery and Related Agreements**

On May 1, 1987, the Corporation entered into a 30-year lease agreement with a lessee for royalty payments to the Corporation based on sales of methane gas recovered by the lessee from the Corporation's landfill site. In general, royalty payments to the Corporation were 15% of net revenues, as defined, for the first 15 years of operation and vary from 15% to 18% thereafter depending on production.

On August 1, 2003, the Corporation entered into a revised methane gas royalty agreement whereby the Corporation agreed to subcontract the management and operation of its gas collection system. The Corporation agreed to pay the operator a \$100,000 per year management fee and provide funding for all costs in excess of revenues, if any, incurred by the operator. In exchange, the Corporation receives 15% of net revenues from the sale of landfill gases, as defined by the revised agreement, and 15 cents per million BTU, escalated annually, for each kilowatt per hour generated. In addition, the Corporation entered into an Attribute Agreement with the operator whereby the Corporation receives 15% of the sale of environmental attributes, such as renewable energy credits. The revised methane gas royalty agreement expires when the operation of the gas collection facility to generate power is no longer economically feasible to continue.

RHODE ISLAND RESOURCE RECOVERY CORPORATION

(a Component Unit of the State of Rhode Island)

Notes to the Financial Statements - Continued

June 30, 2022 and 2021

On November 17, 2008, the Corporation entered into an amended and restated site lease and landfill gas delivery agreement. Effectively, the site lease and the amended gas services agreement supersede the terms and rights of the prior agreements described above. However, the amended site lease agreement stipulates that payments to the Corporation will continue to be made in accordance with the terms of the 1987 and 2003 agreements, thus remaining unchanged until the point in time when the lessee acquires the Corporation's gas collection system and assumes full responsibility for all costs to operate and maintain the system. At such time, the methodology for calculating royalty payments will change, resulting in a significant reduction in royalty revenues. In June 2013, the lessee acquired the gas collection system. Since this date, no royalties have been received by the Corporation under the revised methodology. Monthly royalty payments to the Corporation will be calculated as a) the number of hours in a month, multiplied by b) 12 megawatts per hour, multiplied by c) net revenues for the month, divided by d) the total number of megawatt-hours of electricity produced. The monthly royalty payment due to the Corporation is reduced on a decreasing percentage basis each year from 100% in years 1 through 5 to 0.0% in year 10 and thereafter and is further offset by a monthly credit to the operator on a dollar-for-dollar basis up to a maximum of \$416,667 a month.

In conjunction with the amended and restated site lease and landfill gas delivery agreement, the Corporation and the lessee also entered into a purchase and sale agreement for the Corporation's gas collection system. The sales agreement stipulated that the lessee could purchase the Corporation's rights, title and interest in the gas collection system for the price of \$1.00. The sale was consummated in fiscal year 2011 and ownership of the Corporation's gas collection system was transferred to the lessee/owner.

The loss on the sale of the gas collection system is offset by future decreases in the Corporation's operating costs in addition to a reduction in the Corporation's liability for landfill closure and post-closure care. During fiscal 2013, the owner of the gas collection system completed the construction of a landfill gas to energy facility. On the first date on which the plant makes commercial deliveries of electric power, the responsibility for all costs to operate and maintain the gas collection system, including replacement items for the gas system, and expansion of or capital improvements to the gas system transfers to the owner. The Corporation estimated this date to be March 1, 2013, and accordingly only recorded expenditures relating to the gas collection system through that date. These agreements remain in full force and effect so long as the owner or any affiliate is capable of generating electric energy from the landfill gas on an economic basis.

RHODE ISLAND RESOURCE RECOVERY CORPORATION

(a Component Unit of the State of Rhode Island)

Notes to the Financial Statements - Continued

June 30, 2022 and 2021

Accordingly, and as more fully disclosed in Note 11, the Corporation adjusted its estimated landfill closure and post-closure liability at June 30, 2012 and subsequent periods to reflect the transfer of responsibilities for these costs. Additionally, as discussed in Note 12, the Corporation is still responsible for a portion of the sulfur-related operating, major maintenance and capital costs.

Note 12 - Commitments

Contract for Sewer and Water Facilities

On September 27, 1988, the Corporation entered into an agreement with the City of Cranston, Rhode Island (the "City"), whereby the City agreed to furnish sewer and water services to the Corporation's facilities in Johnston, Rhode Island. In August 1998, the Corporation and the City entered into a revised agreement. On May 12, 2020 the Restated Sewer Agreement was terminated with the execution of the new Sewer Connection Agreement. Under the terms of the new agreement, the Corporation will be allowed to discharge effluent that emanates specifically from Phase V and Phase IV underdrain flows in accordance with Industrial Wastewater Discharge Permit No. 1808 at rates consistent with other industrial operations. Additional tertiary system fees may be billed at \$1,666.67 per day (adjusted yearly by the Boston CPI-U) during the out of permit season, from November 1 through March 31, if levels of Arsenic or Selenium exceed certain limits. RIRRC is allowed to discharge a maximum of 400,000 gallon per day. The term of this lease is forty-five (45) years from the agreements effective date.

Licensed Landfill Area

The current licensed landfill consists of areas known as Phases I, II, III, IV, V and VI. The capacity of Phase I was reached in May 1993. The capacities of Phases II and III were reached in December 2002. The capacity of Phase IV was reached during fiscal year 2012. Phases V and VI are active.

A final construction certification report for Phase V Area IA was approved by the Rhode Island Department of Environmental Management ("RIDEM") on September 24, 2004, which allowed the Corporation to commence disposal activities in that area. Subsequently, approvals of construction certifications for Phase V Area IB, IC and ID have been received. Based on estimates by the Corporation's engineers, approximately 92.07% of the capacity for Phase V has been used as of June 30, 2022 and this phase has temporarily stopped accepting waste. On February 8, 2011, a permit was approved by the RIDEM to operate Phase VI of the Central Landfill. Phase VI started accepting waste in December 2015 and is at approximately 31.07% of capacity as of June 30, 2022.

RHODE ISLAND RESOURCE RECOVERY CORPORATION
(a Component Unit of the State of Rhode Island)

Notes to the Financial Statements - Continued

June 30, 2022 and 2021

Landfill Closure and Post-Closure

The Environmental Protection Agency established closure and post-closure care requirements for municipal solid waste landfills as a condition for the right to currently operate them. The landfill operated by the Corporation has been segregated into six distinct phases. Phases I, II, III and IV were closed by the Corporation in prior years. In 2005, the Corporation began landfilling in Phase V, which is near capacity and has temporarily stopped accepting waste. In December 2015, the Corporation began accepting waste in Phase VI.

Changes in closure and post-closure care obligations for the years ended June 30, 2022 and 2021 are as follows:

<u>Balance</u> <u>July 1, 2021</u>	<u>Additions</u>	<u>Reductions</u>	<u>Balance</u> <u>June 30, 2022</u>	<u>Current</u> <u>Portion</u>
<u>\$ 109,950,596</u>	<u>\$ 10,278,238</u>	<u>\$ 1,842,199</u>	<u>\$ 118,386,635</u>	<u>\$ 29,973</u>
Balance <u>July 1, 2020</u>	<u>Additions</u>	<u>Reductions</u>	Balance <u>June 30, 2021</u>	Current <u>Portion</u>
<u>\$ 102,534,748</u>	<u>\$ 9,485,751</u>	<u>\$ 2,069,903</u>	<u>\$ 109,950,596</u>	<u>\$ 39,895</u>

A summary of closure, post-closure liabilities by Phase for the years ended June 30, 2022 and 2021 are as follows:

	<u>2022</u>	<u>2021</u>
Phase I	\$ 700,263	\$ 700,263
Phases II and III	17,552,474	18,365,775
Phase IV	20,197,166	19,289,601
Phase V	42,682,920	41,626,306
Phase VI	36,684,318	29,381,589
Other	<u>569,494</u>	<u>587,062</u>
Total	<u>118,386,635</u>	109,950,596
Less: current portion	<u>(29,973)</u>	<u>(39,895)</u>
Closure, post-closure - noncurrent portion	<u>\$ 118,356,662</u>	<u>\$ 109,910,701</u>

RHODE ISLAND RESOURCE RECOVERY CORPORATION
(a Component Unit of the State of Rhode Island)

Notes to the Financial Statements - Continued

June 30, 2022 and 2021

As of June 30, 2022, the remaining total estimated current cost to be recognized in the future as landfill closure and post-closure care expense, the estimated percent of landfill capacity used, and the estimated remaining years for accepting waste remaining is as follows:

	Estimated remaining costs <u>to be recognized</u>	Estimated <u>capacity used</u>	Estimated remaining <u>years for accepting waste</u>
Phase V	\$ 3,676,147	92.07%	11 Months
Phase VI	\$ 81,245,021	31.07%	18 years, 11 Months

As of June 30, 2022, the Corporation revised its estimate for future pollution remediation and landfill closure and post-closure care costs. The revised estimate resulted in a \$6,671,156 increase of the corresponding liability from \$124,136,854 at June 30, 2021, to \$130,808,010 at June 30, 2022. The increase is the result of the new requirement to commercially treat water that was previously processed onsite.

As more fully described in Note 11, the Corporation entered into a series of agreements in November 2008 granting a third-party certain right in order to construct, develop and operate a landfill gas-fired electric generation facility at the Central Landfill. Construction of the new gas to energy facility began in November 2010 and was completed during fiscal year 2013. Once the facility became operational, the responsibility for all costs to operate and maintain the gas collection system, including replacement items and expansion of or capital improvements to the gas system, transferred to the third party owner. Costs for operation and maintenance of the gas collection system remain the responsibility of the third-party owner until it is incapable of generating electric energy from the landfill gas on an economic basis. The Corporation utilized gas flow projections generated by an outside engineering firm to estimate the approximate number of years the new facility could continue to generate electricity on an economic basis. This projection is reviewed on an annual basis and updated based upon current information.

Amounts provided for closure and post-closure care are based on current costs. These costs may be adjusted each year due to changes in the closure and post-closure care plan, inflation or deflation, technology, or applicable laws or regulations. It is reasonably possible that these estimates and assumptions could change in the near-term and that the change could be material.

Included in restricted assets in the accompanying statements of net position as of June 30, 2022 and 2021 is \$77,294,969 and \$77,969,327, respectively, placed in trust to meet the financial requirements of closure and post-closure care related to Phases II, III, IV, V and VI. The

RHODE ISLAND RESOURCE RECOVERY CORPORATION
(a Component Unit of the State of Rhode Island)

Notes to the Financial Statements - Continued

June 30, 2022 and 2021

Corporation plans to make additional trust fund contributions each year to enable it to satisfy these future costs.

Amounts provided for pollution remediation obligations are based on current costs. These costs may be adjusted each year due to changes in the remediation plan, inflation or deflation, technology, or applicable laws or regulations. It is at least reasonably possible that these estimates and assumptions could change in the near term and that the change could be material.

Pollution Remediation Obligations

Changes in the pollution remediation obligations for the years ended June 30, 2022 and 2021 are as follows:

<u>Balance</u> <u>July 1, 2021</u>	<u>Additions</u>	<u>Reductions</u>	<u>Balance</u> <u>June 30, 2022</u>	<u>Current</u> <u>Portion</u>
<u>\$ 14,186,258</u>	<u>\$ -</u>	<u>\$ 1,764,883</u>	<u>\$ 12,421,375</u>	<u>\$ 901,527</u>
 Balance <u>July 1, 2020</u>	 <u>Additions</u>	 <u>Reductions</u>	 Balance <u>June 30, 2021</u>	 <u>Current</u> <u>Portion</u>
 <u>\$ 13,193,377</u>	 <u>\$ 992,881</u>	 <u>\$ -</u>	 <u>\$ 14,186,258</u>	 <u>\$ 935,746</u>

In prior years, the EPA issued administrative orders requiring the Corporation to conduct environmental studies of the Central Landfill and undertake various plans of action. Additionally, in 1986, the Central Landfill was named to the EPA's Superfund National Priorities List.

During 1996, the Corporation entered into a Consent Decree with the EPA concerning remedial actions taken by the Corporation for groundwater contamination. The Consent Decree, which was approved by the U.S. District Court on October 2, 1996, required the establishment of a trust fund in the amount of \$27,000,000 for remedial purposes. The balance of the trust fund totaled \$46,277,609 and \$49,538,092 as of June 30, 2022 and 2021, respectively.

In 2004, the Corporation began the capping project for the Superfund site and continued to revise its estimates for leachate pretreatment costs and flows. The Corporation has recorded a liability for future remediation costs of approximately \$12,421,000 and \$14,186,000 as of June 30, 2022 and 2021, respectively.

RHODE ISLAND RESOURCE RECOVERY CORPORATION
(a Component Unit of the State of Rhode Island)

Notes to the Financial Statements - Continued

June 30, 2022 and 2021

Other Pollution Remediation Obligations

The Corporation is the owner of several properties adjacent to its landfill operations classified as land held for operations. The Corporation is obligated to remediate one of these parcels. The Corporation has recorded a liability for future remediation costs of approximately \$569,494 and \$584,062 as of June 30, 2022 and 2021, respectively, which is included in pollution and remediation obligations on the statements of net position.

Gas System Commitments

In August 2010, the Corporation entered into an agreement for the construction and operation of a sulfur treatment system for the purpose of reducing the levels of sulfur in the gas collection system. The Corporation is committed to reimburse the operator for 50% of the operator's direct, unallocated costs not to exceed \$345,416 in any one calendar year (the year over year increase shall be the lesser of the actual cost increase for said calendar year or the prior year's actual costs increased by the annual CPI adjustment factor). In addition, the Corporation shares in 50% of the cost of major maintenance or future capital expenditures relating to the system.

Note 13 - **Lease Liability**

A summary of the Corporations leases at June 30, 2022 is as follows:

<u>Description</u>	<u>Date</u>	<u>Terms</u>	<u>Payment</u>	<u>Interest</u>	<u>6/30/2022</u>	<u>6/30/2021</u>
			<u>Amount</u>	<u>Rate</u>	<u>Lease</u>	<u>Lease</u>
					<u>Liability</u>	<u>Liability</u>
Equipment	11/1/2020	36 months	\$ 1,700	3.75%	\$ 26,491	\$ 45,509

In November, 2020, the Corporation entered into a three-year lease agreement for equipment. Payments of \$1,700 are due monthly. No specific options to renew are agreed upon in the lease. No other monthly payments are due associated with this agreement. The Corporation incremental borrowing rate for a transaction with similar attributes was used to discount the lease payments to recognize the intangible right to use this asset and the associated lease liability.

RHODE ISLAND RESOURCE RECOVERY CORPORATION
(a Component Unit of the State of Rhode Island)

Notes to the Financial Statements - Continued

June 30, 2022 and 2021

Annual requirements to amortize the lease liability and related interest subsequent to June 30, 2022 are as follows:

Years Ending June 30,	<u>Principal</u>	<u>Interest</u>
2023	\$ 19,744	\$ 656
2024	<u>6,747</u>	<u>53</u>
	<u>\$ 26,491</u>	<u>\$ 709</u>

Note 14 - **Postemployment Benefits Other than Pensions (OPEB)**

Plan Description

The Corporation administers an employee Retiree Healthcare Plan (the “Plan”), which is a single-employer defined benefit healthcare plan. Benefit provisions are established by the governing body of the Corporation and may be amended at any time. The Plan does not issue a publicly available financial report and is not included in the financial statements of another entity. No assets are accumulated in a trust that meets the criteria of GASB Statement 75, paragraph 4.

Benefits Provided

Postretirement benefits include medical and dental coverage for the employee, their spouse, and dependents. No life insurance is provided. Coverage under this plan is continued for those employees who retire under the pension plan from active employment at their normal or early retirement age. Coverage is one covered month of full premium for each year of service the participant accumulates up to a maximum of 12 months coverage. As an elective, the participant may choose half premium coverage wherein the Corporation and the participant each pay half the premium due each month in return for receiving two months coverage for each year of service to a maximum of 24 months.

Employees Covered by Benefit Terms

As of June 30, 2022 and 2021, the following were participant counts:

	<u>2022</u>	<u>2021</u>
Active participants	41	47
Retirement participants	<u>1</u>	<u>1</u>
Total	<u>42</u>	<u>48</u>

RHODE ISLAND RESOURCE RECOVERY CORPORATION

(a Component Unit of the State of Rhode Island)

Notes to the Financial Statements - Continued

June 30, 2022 and 2021

Employees hired after December 31, 2008 are ineligible for benefits under the plan.

Total OPEB Liability

The Corporation's total OPEB liability of \$527,187 at June 30, 2022 was measured as of June 30, 2022, and was determined by an actuarial valuation as of July 1, 2021. The Corporation's total OPEB liability of \$693,800 at June 30, 2021 was measured as of June 30, 2021, and was determined by an actuarial valuation as of July 1, 2020.

Actuarial Assumptions and Other Inputs

Economic Assumptions

Discount rate	3.54% as of June 30, 2022
	2.16% as of June 30, 2021

Since the plan is unfunded (i.e., the plan is a pay-as-you-go plan), prescribed by GASB Statement 75, the discount rate is based on the index rate for 20-year tax-exempt general obligation municipal bond index rate with an average rating of AA/Aa or higher as of the measurement date. The Corporation elected to determine the discount rate using the Bond Buyer 20-Bond General Obligation Index.

Demographic Assumptions

Mortality	For the year ended June 30, 2022, mortality rates based on Pri-2012 Mortality Tables with generational mortality improvements using Scale MP-2020.
-----------	--

	For the year ended June 30, 2021, mortality rates based on Pri-2012 Mortality Tables with generational mortality improvements using Scale MP-2020.
--	--

Turnover	Rates varying by age and service.
----------	-----------------------------------

Disability	None assumed.
------------	---------------

Retirement	Earlier of (i) age 62 and 5 years of service or (ii) age 65.
------------	--

Coverage level	Based on coverage level during active employment.
----------------	---

RHODE ISLAND RESOURCE RECOVERY CORPORATION
(a Component Unit of the State of Rhode Island)

Notes to the Financial Statements - Continued

June 30, 2022 and 2021

Participation rate 80% of employees covered during active employment who retire prior to age 65 are assumed to elect coverage. No employees retiring after age 65 will elect coverage.

Salary increases 3%, average, including inflation

Healthcare cost trend rates	<u>Year</u>	<u>Medical</u>	<u>Dental</u>
	1	8%	4%
	2	7%	4%
	3	6%	4%
	4+	5%	4%

Changes in the Total OPEB Liability

The following provides a reconciliation of the total OPEB liability from June 30, 2021 to June 30, 2022:

Balance, June 30, 2021	\$ 693,800
Service cost	20,846
Interest	14,975
Difference between expected and actual experience	(145,303)
Changes in assumptions or other inputs	(14,413)
Benefit payments	(42,718)
Net change	<u>(166,613)</u>
 Balance, June 30, 2022	 <u>\$ 527,187</u>

Changes in assumptions and other inputs reflect a change in the discount rate from 2.16% in 2021 to 3.54% in 2022 with the same Pri-2012 Mortality Table with Scale MP-2020.

RHODE ISLAND RESOURCE RECOVERY CORPORATION
(a Component Unit of the State of Rhode Island)

Notes to the Financial Statements - Continued

June 30, 2022 and 2021

The following provides a reconciliation of the total OPEB liability from June 30, 2020 to June 30, 2021:

Balance, June 30, 2020	\$ 656,540
Service cost	28,665
Interest	15,051
Changes in assumptions or other inputs	1,839
Benefit payments	<u>(8,295)</u>
Net change	<u>37,260</u>
Balance, June 30, 2021	<u>\$ 693,800</u>

Changes in assumptions and other inputs reflect a change in the discount rate from 2.21% in 2020 to 2.16% in 2021.

Sensitivity Analysis

This section provides information about the sensitivity of the total OPEB liability to certain assumptions made in the actuarial valuation. The discount rate and benefit cost trend rate are the most significant assumptions used in the actuarial valuation. The below shows the effect of increasing and decreasing the assumptions by 1.0% above and below the projected levels in all future years.

RHODE ISLAND RESOURCE RECOVERY CORPORATION
(a Component Unit of the State of Rhode Island)

Notes to the Financial Statements - Continued

June 30, 2022 and 2021

Discount Rate – Total OPEB Liability

June 30, 2022			
1.0% Decrease (2.54% Discount Rate)	Current Discount Rate (3.54%)	1.0% Increase (4.54% Discount Rate)	
\$ 554,400	\$ 527,187	\$	500,084
June 30, 2021			
1.0% Decrease (1.16% Discount Rate)	Current Discount Rate (2.16%)	1.0% Increase (3.16% Discount Rate)	
\$ 726,875	\$ 693,800	\$	660,330

Healthcare Rate – Total OPEB Liability

June 30, 2022			
1.0% Decrease	Current Healthcare Rate	1.0% Increase	
\$ 478,869	\$ 527,187	\$	582,415
June 30, 2021			
1.0% Decrease	Current Healthcare Rate	1.0% Increase	
\$ 621,475	\$ 693,800	\$	766,125

RHODE ISLAND RESOURCE RECOVERY CORPORATION
(a Component Unit of the State of Rhode Island)

Notes to the Financial Statements - Continued

June 30, 2022 and 2021

OPEB Expense and Deferred Outflow of Resources and Deferred Inflows of Resources Related to OPEB

For the years ended June 30, 2022 and 2021, the Corporation recognized OPEB expense of \$13,646 and \$37,465, respectively. At June 30, 2022 and 2021, the Corporation reported a deferred outflow of resources and deferred inflows of resources related to OPEB as follows:

	<u>2022</u>	<u>2021</u>
<u>Deferred Outflow of Resources</u>		
Changes in assumptions	\$ <u>64,824</u>	\$ <u>72,416</u>
 <u>Deferred Inflows of Resources</u>		
Changes in assumptions	\$ 19,159	\$ 7,060
Differences between expected and actual plan experience	<u>242,190</u>	<u>124,340</u>
	<u>\$ 261,349</u>	<u>\$ 131,400</u>

Amounts reported as deferred outflow of resources and deferred inflows of resources related to OPEB will be recognized in OPEB expense as follows:

Years Ending <u>June 30,</u>	
2023	\$ (22,175)
2024	(22,175)
2025	(22,175)
2026	(22,175)
2027	(22,175)
Thereafter	<u>(85,650)</u>
	<u>\$ (196,525)</u>

RHODE ISLAND RESOURCE RECOVERY CORPORATION
(a Component Unit of the State of Rhode Island)

Notes to the Financial Statements - Continued

June 30, 2022 and 2021

Note 15 - **Settlements**

In December 2011, the Town of Johnston initiated a civil action against the Corporation and the third-party owner/operator of the gas collection system for odor conditions existing at the Central Landfill. In April 2013, the Town and Corporation entered into a settlement agreement and release whereby the Town agreed to voluntarily dismiss the Corporation from the lawsuit in exchange for the Corporation agreeing to execute an amendment to the Host Community Agreement between the parties. The amendment requires the Corporation to 1) make a one-time lump-sum payment of \$1,500,000 to the Town which was paid December 2013 and 2) make annual payments of \$107,143 to the Town for the next fourteen years. The balance outstanding at June 30, 2022 and 2021 is \$642,877 and \$750,000, respectively, and is included in notes payable on the statements of net position. See Note 9 for additional disclosure.

On January 27, 2016, the Town of Johnston and the Corporation reached a settlement in which the Town of Johnston would assign certain rights it obtained with a settlement agreement with Broadrock Gas Services, LLC to the Corporation. The rights the Town assigned concern the obligation of Broadrock to transfer the operations of the gas collection system to an independent third-party operator and its associated enforcement rights. For the assignment of these rights, the Corporation agreed to pay the Town a \$2,000,000 installment note over 14 years, equal to \$142,877 per year. As of June 30, 2022 and 2021, the amount owed is \$1,000,000 and \$1,142,877, respectively, which is included in notes payable on the statements of net position. See Note 9 for additional disclosure.

Note 16 - **Contingencies, Risks and Uncertainties**

The Corporation is involved in various routine litigation and is subject to claims incident to its business. While the ultimate outcome of these legal proceedings cannot be predicted with certainty, management believes that their resolution will not have a material adverse effect on the Corporation's financial statements.

Concentrations

In fiscal years 2022 and 2021, no single privately-owned customer's revenue represents 10% or greater of the Corporation's revenue.

Note 17 - **Risk Management**

The Corporation is exposed to various risks of loss related to torts, errors and omissions, workers' compensation and environmental pollution claims for which the Corporation carries commercial insurance. No claims have exceeded coverage during the past three years.

RHODE ISLAND RESOURCE RECOVERY CORPORATION

(a Component Unit of the State of Rhode Island)

Notes to the Financial Statements - Continued

June 30, 2022 and 2021

Note 18 - **Defined Contribution Plan**

The Corporation sponsors a single-employer defined contribution money purchase pension plan covering all employees of the Corporation. Employees are eligible to participate on the date of their employment. Participants are automatically enrolled in the Plan with a mandatory 5% salary deferral amount.

Effective April 1, 2009, the Plan was amended and restated with the adoption of a prototype plan document, and the name was changed to the Rhode Island Resource Recovery Corporation 401(K) Profit Sharing Plan. The amended and restated Plan is a single-employer defined contribution plan covering all employees of the Corporation, and did not require mandatory participant contributions.

On August 2, 2015, the Plan was further restated from a 401(K) profit sharing plan to a 401(a) retirement plan. A Voluntary Correction Plan (VCP) and individual determination letter was submitted to the IRS on August 31, 2015 to address certain deficiencies in the original 401(K) plan.

The Corporation pays this contribution into the 401(a) plan for the participants. Because the law treats this contribution for income tax purposes as an employer contribution, it will be contributed to the 401(a) Plan on the participants' behalf on a pre-tax basis ("picked up"). The participants will not be able to make pre-tax elective deferral contributions to the Plan on or after August 2, 2015. Participants are immediately 100% vested in their contributions to the Plan and earnings thereon. The Plan provides that the Corporation contribute the sum of (1) 8.56% of the participant's total annual compensation, plus (2) the FICA tax rate percentage (7.65%) up to the Social Security Taxable Wage Base of \$147,000 for calendar year 2022 and \$142,800 for calendar year 2021. The employer FICA portion of contributions is made in lieu of participant social security administration withholdings.

On January 15, 2016, the Internal Revenue Service accepted the Voluntary Correction Plan as submitted. A favorable determination letter was received on September 27, 2016.

The Corporation contributed approximately \$1,850,000 and \$1,700,000 to the Plan for the years ended June 30, 2022 and 2021, respectively.

As of June 30, 2022 and 2021, there were no securities of the Corporation or loans to the Corporation included in the Plan's assets.

RHODE ISLAND RESOURCE RECOVERY CORPORATION
(a Component Unit of the State of Rhode Island)

Notes to the Financial Statements - Continued

June 30, 2022 and 2021

Note 19 - **Subsequent Events**

Management has evaluated the activity of the Corporation through October 4, 2022, the date these financial statements were available for issuance, and has concluded that no events have occurred that would require recognition in the financial statements or disclosures in the notes to the financial statements.

REQUIRED SUPPLEMENTARY INFORMATION

RHODE ISLAND RESOURCE RECOVERY CORPORATION
(a Component Unit of the State of Rhode Island)

**Schedule of Changes in the Corporation's
Total OPEB Liability and Related Ratios (Unaudited)**

Year ended	<u>June 30, 2022</u>	<u>June 30, 2021</u>	<u>June 30, 2020</u>	<u>June 30, 2019</u>	<u>June 30, 2018</u>
Total OPEB liability:					
Service cost	\$ 20,846	\$ 28,665	\$ 22,295	\$ 25,862	\$ 26,039
Interest	14,975	15,051	25,095	25,822	22,910
Differences between expected and actual experience	(145,303)	-	(150,271)	-	-
Changes on assumptions or other inputs	(14,413)	1,839	74,572	12,029	(10,568)
Benefit payments	<u>(42,718)</u>	<u>(8,295)</u>	<u>(15,614)</u>	<u>(9,259)</u>	<u>(12,538)</u>
Net change in total OPEB liability	(166,613)	37,260	(43,923)	54,454	25,843
Total OPEB liability, beginning of year	<u>693,800</u>	<u>656,540</u>	<u>700,463</u>	<u>646,009</u>	<u>620,166</u>
Total OPEB liability, end of year	<u>\$ 527,187</u>	<u>\$ 693,800</u>	<u>\$ 656,540</u>	<u>\$ 700,463</u>	<u>\$ 646,009</u>
Covered payroll	\$ 3,940,755	\$ 4,467,524	\$ 4,467,524	\$ 4,429,640	\$ 4,429,640
Total OPEB liability as a percentage of covered payroll	13.38%	15.53%	14.70%	15.81%	14.58%

Notes:

This schedule is presented to illustrate the requirement to show information for 10 years. However, until a full 10-year trend is compiled, information is presented for those years in which information is available.

This schedule is presented using the optional format of combining the required schedules in paragraphs 170a and 170b of GASB Statement 75.

See accompanying notes to the required supplementary information.

RHODE ISLAND RESOURCE RECOVERY CORPORATION
(a Component Unit of the State of Rhode Island)

Notes to the Required Supplementary Information (Unaudited)

June 30, 2022 and 2021

Note 1 - **Changes in Assumptions**

Fiscal Year Ended June 30, 2022

Changes in assumptions and other inputs reflect a change in the discount rate from 2.16% in 2021 to 3.54% in 2022 using the same assumed mortality of Pri-2012 Mortality Table with Scale MP-2020.

Fiscal Year Ended June 30, 2021

Changes in assumptions and other inputs reflect a change in the discount rate from 2.21% in 2020 to 2.16% in 2021 as well as a change in assumed mortality from the Pri-2012 Mortality Table with Scale MP-2019 to the Pri-2012 Mortality Table with Scale MP-2020.

Fiscal Year Ended June 30, 2020

Changes in assumptions and other inputs reflect a change in the discount rate from 3.51% in 2019 to 2.21% in 2020 as well as a change in assumed mortality from the RP-2006 Mortality Table with Scale MP-2018 to the Pri-2012 Mortality Table with Scale MP-2019.

Fiscal Year Ended June 30, 2019

Changes in assumptions and other inputs reflect a change in the discount rate from 3.87% in 2018 to 3.51% in 2019.

Fiscal Year Ended June 30, 2018

None.

**INDEPENDENT AUDITORS' REPORT ON INTERNAL
CONTROL OVER FINANCIAL REPORTING AND ON
COMPLIANCE AND OTHER MATTERS BASED ON AN
AUDIT OF FINANCIAL STATEMENTS PERFORMED IN
ACCORDANCE WITH *GOVERNMENT AUDITING
STANDARDS***



INDEPENDENT AUDITORS' REPORT ON INTERNAL CONTROL OVER FINANCIAL REPORTING AND ON COMPLIANCE AND OTHER MATTERS BASED ON AN AUDIT OF FINANCIAL STATEMENTS IN ACCORDANCE WITH *GOVERNMENT AUDITING STANDARDS*

The Board of Commissioners
Rhode Island Resource Recovery Corporation
Johnston, Rhode Island

We have audited, in accordance with auditing standards generally accepted in the United States of America and the standards applicable to financial audits contained in *Government Auditing Standards*, issued by the Comptroller General of the United States, the financial statements of the Rhode Island Resource Recovery Corporation (a component unit of the State of Rhode Island), which comprise the statements of net position and fiduciary net position as of June 30, 2022 and 2021, the related statements of revenue, expenses, and change in net position and fiduciary net position, and cash flows for the years then ended, and the related notes to the financial statements, and have issued our report thereon dated October 4, 2022.

Report on Internal Control over Financial Reporting

In planning and performing our audit of the financial statements, we considered the Rhode Island Resource Recovery Corporation's internal control over financial reporting (internal control) as a basis for designing audit procedures that are appropriate in the circumstances for the purpose of expressing our opinion on the financial statements, but not for the purpose of expressing an opinion on the effectiveness of the Rhode Island Resource Recovery Corporation's internal control. Accordingly, we do not express an opinion on the effectiveness of the Rhode Island Resource Recovery Corporation's internal control.

A *deficiency in internal control* exists when the design or operation of a control does not allow management or employees, in the normal course of performing their assigned functions, to prevent, or detect and correct, misstatements on a timely basis. A *material weakness* is a deficiency, or a combination of deficiencies, in internal control, such that there is a reasonable possibility that a material misstatement of the entity's financial statements will not be prevented, or detected and corrected, on a timely basis. A *significant deficiency* is a deficiency, or a combination of deficiencies, in internal control that is less severe than a material weakness, yet important enough to merit attention by those charged with governance.

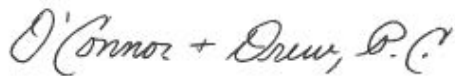
Our consideration of internal control was for the limited purpose described in the first paragraph of this section and was not designed to identify all deficiencies in internal control that might be material weaknesses or significant deficiencies. Given these limitations, during our audit we did not identify any deficiencies in internal control that we consider to be material weaknesses. However, material weaknesses may exist that have not been identified.

Report on Compliance and Other Matters

As part of obtaining reasonable assurance about whether the Rhode Island Resource Recovery Corporation's financial statements are free from material misstatement, we performed tests of its compliance with certain provisions of laws, regulations, contracts, and grant agreements, noncompliance with which could have a direct and material effect on the financial statements. However, providing an opinion on compliance with those provisions was not an objective of our audit and accordingly, we do not express such an opinion. The results of our tests disclosed no instances of noncompliance or other matters that are required to be reported under *Government Auditing Standards*.

Purpose of this Report

The purpose of this report is solely to describe the scope of our testing of internal control and compliance and the results of that testing, and not to provide an opinion on the effectiveness of the entity's internal control or on compliance. This report is an integral part of an audit performed in accordance with *Government Auditing Standards* in considering the entity's internal control and compliance. Accordingly, this communication is not suitable for any other purpose.



**Certified Public Accountants
Braintree, Massachusetts**

October 4, 2022